




















SPROCKETS

				
927-2013 \$35.99-J Center-12 Teeth 3.29" Pitch 1.045" Bore / Hex Shaft 04-108-17	927-2015 \$31.99-J Center - 7 Teeth 2.52" Pitch / 0.850" Bore 04-108-19	927-2016 \$31.99-J Center - 9 Teeth 2.52" Pitch / 0.950" Bore 04-108-21	927-2017 \$33.99-J Front - 11 Teeth 1.97" Pitch / 1.20" Bore 04-108-24	927-2019 \$33.99-J Front - 13 Teeth 1.97" Pitch / 1.070" Bore 04-108-26
				
927-2021 \$33.99-J Front - 11 Teeth 1.97" Pitch / 1.070" Bore 04-108-28	927-2023 \$19.99-J Center - 7 teeth 2.00" Pitch / 1.00" Bore 04-108-30	927-2024 \$19.99-J Center - 6 Teeth 2.00" Pitch / 1.00" Bore 04-108-31	927-2025 \$31.99-J Center - 9 Teeth 2.52" Pitch / 0.960" Bore 04-108-32	
				
927-2026 \$27.95-J Center - 8 Teeth 2.52" Pitch / 1.030 Bore 04-108-33	927-2027 \$29.99-J Center - 8 Teeth 2.52" Pitch / 1.030 Bore 04-108-34	927-2029 \$29.99-J Center - 8 Teeth 2.00" Pitch / 0.965 Bore 04-108-37	927-2030 \$32.99-J Lateral - 9 Teeth 2.52" Pitch / 0.960" Bore 04-108-38	927-2031 \$31.99-J Full - 9 Teeth 2.52" Pitch / 0.960" Bore 04-108-39
				
927-2032 \$30.99-J Lateral - 9 Teeth 2.52" Pitch / 1.20" Bore 04-108-40	927-2033 \$30.99-J Center - 9 Teeth 2.52" Pitch / 1.030" Bore 04-108-43	927-2034 \$31.99-J Lateral - 9 Teeth 2.52" Pitch / 1.030" Bore 04-108-44	927-3002 \$29.99-J Front - 9 Teeth 1.97" Pitch / Flange 04-102	927-3003 \$13.99-J Rear - 9 Teeth 1.97" Pitch / Flange Rubber 04-103

Billet Aluminum Wheels

- Same weight as plastic wheels
- Stronger than plastic wheels
- Minimize turning radius to deliver more power
- Immediate 7 HP on the jump with the 8" Big Wheel

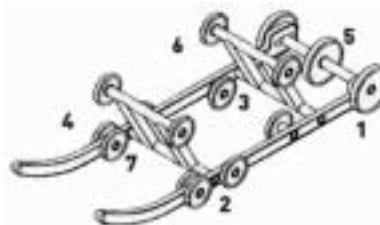


PART#	SIZE	DESCRIPTION	RETAIL	PART #	SIZE	DESCRIPTION	RETAIL
757-0384	4"	5-Spoke Polished	\$114.95-F	757-0187	7.25"	Polished	\$139.95-F
757-0185	5"	Polished	\$109.95-F	757-0157	7.25"	Blue	\$139.95-F
757-0155	5"	Blue	\$114.95-F	757-0207	7.25"	Rubber/Polished	\$139.95-F
757-0205	5"	Rubber/Polished	\$114.95-F	757-0188	8"	Polished	\$134.95-F
757-0385	5"	5-Spoke Polished	\$114.95-F	757-0158	8"	Blue	\$139.95-F
757-0186	6.38"	Polished	\$129.95-F	757-0208	8"	Rubber/Polished	\$139.95-F
757-0156	6.38"	Blue	\$129.95-F	757-0388	8"	5-Spoke Polished	\$139.95-F
757-0196	6.38"	Black	\$129.95-F	757-0189	9"	Polished	\$154.95-F
757-0206	6.38"	Rubber/Polished	\$129.95-F				

IDLER WHEELS

ARCTIC CAT

When ordering idler wheels please note the wheel location and the outer diameter of wheel and inner diameter of bearing or bushing.



5/8"=0.625 & 3/4"=0.750

Chart 1 Location 2/3
 5.63" O.D. x .625" I.D. - with 6205 Bearing and bushings
 Bearing Part # 933-1004 Circlip Part # 928-3001 Bushing Part # 928-3505/928-3506

Colour	TCI Part #	Retail
Black	928-2139	\$31.95-J
Arctic Cat Green	928-2211	\$26.95-J
Orange	928-2212	\$26.95-J
Purple	928-2213	\$26.95-J
Gold	928-2131	\$26.95-J
Silver	928-2138	\$33.95-J



928-2139
 Arctic Cat # 0604-459

Chart 2 Location 2/3
 5.63" O.D. x 20 mm I.D. - with 6004 Bearing
 New Style Thin Arctic Cat Wheels
 Bearing Part # 933-1015 Circlip Part # 928-3001

Colour	TCI Part #	Retail
Black	928-2329	\$33.95-J
Silver	928-2321	\$32.95-J
Red	928-2322	\$32.95-J
Arctic Cat Green	928-2324	\$32.95-J
Yellow	928-2325	\$32.95-J



928-2329
 New Arctic Cat Thin Wheels

Chart 3 Location 1/5
 6.375"/6.380" O.D. x .75" I.D - with 6205 Bearing and bushings
 Bearing Part # 933-1004 Circlip Part # 928-3001 Bushing Part # 9258-3503/928-3504

Colour	TCI Part #	Retail
Black	928-2169	\$31.95-J
Arctic Cat Green	928-2019	\$33.95-J
Orange	928-2017	\$33.95-J
Purple	928-2016	\$33.95-J
Silver	928-2018	\$33.95-J

Bushing Not Included:

Purple	928-2160	\$33.95-J
Gold	928-2161	\$33.95-J
Lavender	928-2162	\$33.95-J
Red	928-2163	\$33.95-J
Plum Pizzazz	928-2164	\$33.95-J
Blue	928-2165	\$33.95-J
Turquoise	928-2166	\$33.95-J
Teal	928-2167	\$33.95-J
Silver	928-2168	\$33.95-J



928-2169
 Arctic Cat 0114-210

Chart 4 Location 1/5
 6.38" O.D. x 20 mm I.D. - with 6004 Bearing
 Bearing Part #933-1015 Circlip Part # 928-3001

Colour	TCI Part #	Retail
Silver	928-2331	\$32.95-J
Red	928-2332	\$32.95-J
Arctic Cat Green	928-2334	\$32.95-J
Yellow	928-2335	\$30.95-J

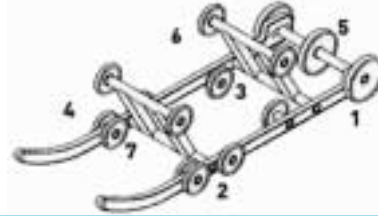











928-2331
 Arctic Cat 2604-251

ARCTIC CAT IDLER WHEELS

When ordering idler wheels please note the wheel location and the outer diameter of wheel and inner diameter of bearing or bushing.

5/8"=0.625 & 3/4"=0.750



<p>Chart 5 Location 1 7.125" O.D. x 20 mm I.D. - with 6004 Bearing New Style Thin Arctic Cat Wheels Bearing Part # 933-1015 Circlip Part # 928-3001</p>	<table border="0"> <thead> <tr> <th>Colour</th> <th>TCI Part #</th> <th>Retail</th> </tr> </thead> <tbody> <tr> <td>Black</td> <td>928-2340</td> <td>\$33.95-J</td> </tr> <tr> <td>Orange</td> <td>928-2346</td> <td>\$33.95-J</td> </tr> <tr> <td>Red</td> <td>928-2342</td> <td>\$32.95-J</td> </tr> <tr> <td>Arctic Cat Green</td> <td>928-2344</td> <td>\$32.95-J</td> </tr> </tbody> </table>	Colour	TCI Part #	Retail	Black	928-2340	\$33.95-J	Orange	928-2346	\$33.95-J	Red	928-2342	\$32.95-J	Arctic Cat Green	928-2344	\$32.95-J	 <p>928-2340</p>
Colour	TCI Part #	Retail															
Black	928-2340	\$33.95-J															
Orange	928-2346	\$33.95-J															
Red	928-2342	\$32.95-J															
Arctic Cat Green	928-2344	\$32.95-J															
<p>928-2049 Location 1/2/3 3.25" O.D. x .75" I.D - without 6205 bearing or circlip Arctic Cat OEM # 0104-874 Bearing Part # 933-1004 Circlip Part # 928-3001</p>	<p>\$23.95-J</p>																
<p>928-2059 Location 1/2/3 5.35" O.D. x .75" I.D - with 6205 bearing Arctic Cat OEM # 0604-061 Bearing Part # 933-1004 Circlip Part # 928-3001 Bushing 928-3503/928-3504</p>	<p>\$29.95-J</p>																
<p>928-2069 (Black) Location 2/3/4/6 928-2068 (Silver) 5.35" O.D. x .625" I.D - with 6205 bearing and bushings Arctic Cat OEM # 0604-004 Bearing Part # 933-1004 Circlip Part # 928-3001 Bushing 928-3503/928-3504</p>	<p>\$26.95-J \$26.95-H</p>																
<p>928-2099 Location 2/3/6 4.25" O.D. x .625" I.D - with 99502H bearing Arctic Cat OEM # 0114-209 Bearing Part # 933-1024 Circlip Part # 928-3002</p>	<p>\$22.95-J</p>																
<p>928-2149 Location 1 5.875" O.D. x .75" I.D - with 6205 bearing and bushings Arctic Cat OEM # 0114-223 Bearing Part # 933-1004 Circlip Part # 928-3001 Bushing 928-3503/928-3504</p>	<p>\$33.95-J</p>																
<p>928-2209 Location 1 7.125" O.D. x .75" I.D - with 6205 bearing and bushing Arctic Cat OEM #0104-298 Bearing Part # 933-1004 Circlip Part # 928-3001 Bushing 928-3503/928-3504</p>	<p>\$33.95-J</p>																
<p>928-2219 Location 1 8.00" O.D. x .75" I.D - with 6205 bearing King Cat 900 '04-06 Bearing Part # 933-1004</p>	<p>\$30.95-J</p>																
<p>928-2321 Location 2/3 5.63" O.D. x 20 mm I.D - with 6004 bearing Arctic Cat OEM # 2604-196 Bearing Part # 933-1015 Circlip Part # 928-3001</p>	<p>\$32.95-J</p>																

ARCTIC CAT IDLER WHEELS

928-2349 Location 1 \$32.95-J
 7.125" O.D. x 20 mm I.D - with 6205 bearing
 Arctic Cat OEM #
 Bearing Part # 933-1004 Circlip Part # 928-3001



ARCTIC CAT IDLER WHEEL APPLICATION GUIDE

MODEL	YEAR	O.D.	I.D.	Pos.	OEM	Black #	Optional
All Models (except Kitty Cat)	77-88	5.63"	0.625"	2,3	0114-240	928-2139	see Chart #1
All Models (except Kitty Cat)	77-88	6.375"	0.750"	1,5	0114-210	928-2169	see Chart #3
All Models	79-86	4.25"	0.625"	6	0114-209	928-2099	
All Models (except Kitty Cat)	89-01	5.63"	0.625"	2,3	0604-240	928-2139	see Chart #1
All Models (except Kitty Cat)	89-01	6.375"	0.750"	1,5	0604-238	928-2169	see Chart #3
All Models (except ZR120)	02-03	5.63"	0.625"	2,3	1604-690	928-2139	see Chart #1
All Models (except ZR120)	02-03	6.38"	0.750"	1,5	0604-238	928-2169	see Chart #3
All models (except Z/F 120)	04-09	5.63"	20 mm	3,4	3604-047	928-2321	
4-Stroke Touring	2002	5.63"	0.625"	2,3	1604-690	928-2139	see Chart #1
4-Stroke Trail	2002	6.38"	0.625"	1,5	1604-694	928-2169	see Chart #3
440 Sno Pro, R	02-03	7.125"	1.00"	5	2604-117	928-2349	
440 Sno Pro, R	02-03	5.35"	1.00"	6	2604-143	928-2069	
440 Sno Pro, R	04-06	5.63"	20 mm	3,4	3604-047	928-2321	
600 Sno Pro	2009	5.63"	20 mm	2,3	3604-039	928-2321	
Bearcat (all) (rear idler)	95-04	6.375"	0.750"	1	0114-210	928-2169	see Chart #3
Bearcat (all) (center idler)	95-04	5.63"	0.625"	2	0114-240	928-2139	see Chart #1
Bearcat (all)	95-06	7.125"	0.750"	1,5	2604-117	928-2349	
Bearcat 550/570	02-06	6.38"	0.625"	1,5	1604-694	928-2331	see Chart #4
Bearcat 550/570	02-06	5.63"	0.625"	2,3	0602-884	928-2139	see Chart #1
Bearcat WT/Turbo	05-06	6.38"	0.625"	1,5	1604-694	928-2331	see Chart #4
Bearcat WT/Turbo	05-06	5.63"	0.625"	2,3	1604-693	928-2139	see Chart #1
Bearcat Z1 XT	2009	5.63"	20 mm	2	3604-047	928-2321	
CF5/6/8 EFI	2009	5.63"	0.625"	3	1604-684	928-2139	see Chart #1
CF5/6/8 EFI	2009	5.63"	0.625"	6	1604-690	928-2139	see Chart #1
CF5/6/8 EFI	2009	5.63"	20 mm	7	3604-039	928-2321	
CFR 800 EFI	2009	6.375"	0.750"	6	0604-051	928-2169	see Chart #3
CFR 800 EFI	2009	5.63"	20 mm	3,7	3604-039	928-2321	
CF1000 EFI	2009	5.63"	0.625"	3	1604-684	928-2139	see Chart #1
CF1000 EFI	2009	5.63"	0.625"	6	1604-690	928-2139	see Chart #1
CF1000 EFI	2009	5.63"	20 mm	7	3604-039	928-2321	
CFR1000 EFI	2009	6.375"	0.750"	6	0604-051	928-2169	see Chart #3
CFR1000 EFI	2009	5.63"	20 mm	3,7	3604-039	928-2321	
Cheetah	72-76	7.125"	0.750"	1	0104-298	928-2209	
Cheetah 5000	77-78	7.125"	0.750"	1	0104-298	928-2209	
Cheetah F/C	86-87	5.35"	25 mm	1	0604-061	928-2059	
Cheetah L/C	86-88	5.35"	25 mm	1	0604-061	928-2059	
Cheetah	86-89	5.35"	0.625"	3	0604-004	928-2069	928-2068
Cheetah Touring	86-94	6.375"	0.750"	1	0114-210	928-2169	see Chart #3
Cheetah	87-91	5.63"	0.625"	2	0114-240	928-2139	see Chart #1
Cheetah Touring	87-91	5.63"	0.625"	2,3	0604-459	928-2139	see Chart #1
Cheetah 550	93-94	6.375"	0.750"	1	0114-210	928-2169	see Chart #3
Cheetah 340	94	5.35"	0.625"	3	0604-004	928-2069	928-2068
Cougar	68	7.125"	0.750"	1	0104-298	928-2209	
Cougar	85-88	5.35"	0.625"	4	0604-004	928-2069	928-2068
Cougar	85-98	6.375"	0.750"	1	0114-210	928-2169	see Chart #3
Cougar	89-98	5.63"	0.625"	2,3	0114-240	928-2139	see Chart #1
Cross Country Cat 340	76	5.35"	0.750"	2,3	0114-245	928-2059	
Crossfire C6, C7 Sno Pro	06-08	6.38"	0.625"	1,5	2604-752	928-2169	see Chart #3
Crossfire C6, C7 Sno Pro	06-08	5.63"	20 mm	2	3604-047	928-2321	

ARCTIC CAT IDLER WHEEL APPLICATION GUIDE

El Tigre	73-74/79-81	6.375"	0.750"	1	0114-210	928-2169	see Chart #3
El Tigre	79-81/84	4.25"	0.625"	6	0114-209	928-2099	
El Tigre	78-80	5.875"	0.750"	1	0114-223	928-2149	
El Tigre	78-84	5.63"	0.625"	2,3	0114-240	928-2139	see Chart #1
El Tigre 5000, 6000	84-89	6.375"	0.750"	1	0114-210	928-2169	see Chart #3
El Tigre	85-89	5.35"	0.625"	4	0604-004	928-2069	928-2068
El Tigre EXT	89-90	5.63"	0.625"	2,3	0114-240	928-2139	see Chart #1
El Tigre L/C 5000, 6000	87	5.35"	25 mm		0604-061	928-2059	
EXT Special	71	7.125"	0.750"	1	0104-298	928-2209	
EXT	72-73	6.375"	0.750"	1,5	0114-210	928-2169	see Chart #3
EXT 550,580,EFI (all)	90-98	6.375"	0.750"	1	0114-210	928-2169	see Chart #3
EXT 550,580,EFI	90-98	5.63"	0.625"	2,3	0114-240	928-2139	see Chart #1
EXT 580 Powder	95-97	6.375"	0.750"		0114-210	928-2169	see Chart #3
Firecat F5/F6/F7	03-05	5.35"	1.00"	6	2604-143	928-2069	
Firecat F5/F6/F7	03-05	7.125"	20 mm	1,5	2604-760	928-2340	see Chart #5
Firecat (all)	03-04	7.125"	25 mm	1	2604-117	928-2349	
Firecat (all)	03-09	5.63"	20 mm	2,3	3604-039	928-2321	
Firecat F6	05-08	5.35"	1.00"	6	2604-143	928-2069	
Firecat F8 EFI	07-09	7.125"	20 mm	1,5	3604-063	928-2340	see Chart #5
Firecat F8 EFI	07-09	5.63"	20 mm	2	3604-048	928-2321	
Firecat F8 EFI	07-09	5.63"	20 mm	3,4	3604-039	928-2321	
Firecat F1000	07-09	7.125"	20 mm	1,5	3604-066	928-2340	see Chart #5
Firecat F1000	07-09	5.63"	20 mm	2	3604-048	928-2321	
Firecat F1000	07-09	5.63"	20 mm	3,4	3604-039	928-2321	

MODEL	YEAR	O.D.	I.D.	Pos.	OEM	TCI#	Optional
Jag (all)	75-77/85-98	6.375"	0.750"	1	0114-210	928-2169	see Chart #3
Jag (all)	79-81	5.875"	0.750"	1	0114-223	928-2149	
Jag 2000,3000,4000,LT	79-81	4.25"	0.625"	6	0114-209	928-2099	
Jag (all)	81/85-86/91-99	5.63"	0.625"	2,3	0114-240	928-2139	see Chart #1
Jag (all)	81/85-86	6.375"	0.750"	1,5	0114-210	928-2169	see Chart #3
Jag Long Track	81	6.375"	0.750"	1,5	0114-210	928-2169	see Chart #3
Jag	84-85	5.63"	0.625"		0114-240	928-2139	see Chart #1
Jag 2000,3000,4000,LT	85-86	4.25"	0.625"		0114-209	928-2099	
Jag (all)	87-90	5.35"	0.625"	3	0604-004	928-2069	928-2068
Jag Mountain Cat	90-91	5.35"	0.625"	4	0604-004	928-2069	928-2068
King Kat	71	7.125"	0.750"	1	0104-298	928-2209	
King Kat 900	04-06	8.00"	0.750"	1		928-2219	
King Kat 900	04-06	5.35"	0.625"	2,3	0604-004	928-2069	928-2068
Kitty Cat	73-99	4.25"	0.625"	2,3	0302-101	928-2099	
Lynx (all)	71/73-74	7.125"	0.750"	1	0104-298	928-2209	

Lynx, Deluxe	77-80	6.375"	0.750"	1	0114-210	928-2169	see Chart #3
Lynx	79	5.35"	0.750"	2	0114-245	928-2059	
Lynx, Deluxe	91-93	5.35"	0.625"	4	0604-004	928-2069	928-2068
Lynx, Deluxe	91-93	5.63"	0.625"	2,3	0114-240	928-2139	see Chart #1
Lynx, Deluxe	92-93	6.375"	0.750"	1	0114-210	928-2169	see Chart #3
Lynx, MC	93	5.35"	25 mm	1	0604-061	928-2059	
Mountain Cat	93	5.35"	0.625"	2,3	0604-004	928-2069	928-2068
Mountain Cat 500 EFI	01	5.63"	0.625"	2,3	0114-240	928-2139	see Chart #1
Mountain Cat 570	02-04	5.63"	0.625"	2,3	0604-459	928-2139	see Chart #1
Mountain Cat 600 EFI, VEV	01-04	5.63"	0.625"	2,3	0604-240/0602-884	928-2139	see Chart #1
Mountain Cat 800, EFI	02-04	5.63"	0.625"	2,3	0602-884	928-2139	see Chart #1
Mountain Cat 900	02-04	5.63"	0.625"	2,3	0602-884	928-2139	see Chart #1
M5/M6/M7/M8 EFI	05-09	5.63"	20 mm	2	3604-047	928-2321	
M6/M8 EFI	07-09	5.63"	0.625"	6	1604-690	928-2139	see Chart #1
M6/M8 EFI	07-09	5.63"	20 mm	3	3604-039	928-2321	
Pantera	76-78	5.35"	0.750"	2	0114-245	928-2059	
Pantera	79-81/85	4.25"	0.625"	6	0114-209	928-2099	
Pantera	79-00	6.375"	0.750"	1	0114-210	928-2169	see Chart #3

ARCTIC CAT IDLER WHEEL APPLICATION GUIDE

Pantera	86-89	5.35"	0.625"	4	0604-004	928-2069	928-2068
Pantera	86-89	5.35"	0.984"	1	0604-061	928-2059	
Pantera	90-01	5.63"	0.625"	2	0114-240	928-2139	see Chart #1
Pantera 550,600 EFI	02-05	5.63"	0.625"	2,3	1604-690	928-2139	see Chart #1
Pantera 550,600 EFI	02-05	6.38"	0.625"	1,5	1604-694	928-2169	see Chart #3
Pantera 800 EFI	02-04	5.63"	0.625"	2,3	1604-690	928-2139	see Chart #1
Pantera 800 EFI	02-04	6.38"	0.625"	1,5	1604-694	928-2169	see Chart #3
Panther	66-67	7.125"	0.750"	1	0104-298	928-2209	
Panther	79-81	4.25"	0.625"	6	0114-209	928-2099	
Panther	80-81/84-86	5.63"	0.625"	2	0114-240	928-2139	see Chart #1
Panther	84-56	4.25"	0.625"	6	0114-209	928-2099	
Panther	87-89	5.35"	0.625"	3	0604-004	928-2069	928-2068
Panther	87-89	5.35"	25 mm	1	0604-061	928-2059	
Panther (all)	79-06	6.375"	0.750"	1,5	0114-210	928-2169	see Chart #3
Panther (all)	91-06	5.63"	0.625"	2,3	0114-240	928-2139	see Chart #1
Powder EXT, Special (rear)	95-98	6.375"	0.750"	1	0114-210	928-2169	see Chart #3
Powder Special, EFI	96-00	5.63"	0.625"	2	0114-240	928-2139	see Chart #1
Prowler	90-95	5.63"	0.625"	2	0114-240	928-2139	see Chart #1
Prowler	90-95	6.375"	0.750"	1	0114-210	928-2169	see Chart #3
Puma, Deluxe	70-73	7.125"	0.750"	1	0104-298	928-2209	
Puma, Deluxe	94-97	5.63"	0.625"	2,3	0114-240	928-2139	see Chart #1
Puma, Deluxe	94-97	6.375"	0.750"	1	0114-210	928-2169	see Chart #3
Sabrecat 500/600/700	04-06	5.35"	1.00"	6	2604-143	928-2069	928-2068
Super Jag	87-89	6.375"	0.750"	1	0114-210	928-2169	see Chart #3
Super Jag	87-91	5.63"	0.625"	2,3	0114-240	928-2139	see Chart #1

JOHN DEERE AND KAWASAKI IDLER WHEELS

Chart 1 Location 2/3
 6.375" O.D. x .75" I.D. - with 6205 bearing and bushings
Bearing Part # 933-1004 Circlip Part # 928-3001 Bushing 928-3503/928-3504
 John Deere OEM # AM54748 Kawasaki OEM# 41073-3507

Colour	TCI Part #	Retail
Black	928-2169	\$31.95-J
Arctic Cat Green	928-2019	\$33.95-J
Orange	928-2017	\$33.95-J
Purple	928-2016	\$33.95-J
Silver	928-2018	\$33.95-J

Bushing Not Included:

Colour	TCI Part #	Retail
Purple	928-2160	\$33.95-J
Gold	928-2161	\$33.95-J
Lavender	928-2162	\$33.95-J
Red	928-2163	\$33.95-J
Plum Pizzazz	928-2164	\$33.95-J
Blue	928-2165	\$33.95-J
Turquoise	928-2166	\$33.95-J
Teal	928-2167	\$33.95-J
Silver	928-2168	\$33.95-J








928-2049 Location 3 \$23.95-J
 3.25" O.D. - with 6205 bearing or circlip
 Kawasaki OEM #39153-3512
Bearing Part # 933-1004 Circlip Part # 928-3001



928-2099 Location 4/6 \$22.95-J
 4.25" O.D. x .625" I.D. - with 99502H bearing
 Kawasaki OEM #41073-3505
Bearing Part # 933-1024 Circlip Part # 928-3002



JOHN DEERE AND KAWASAKI IDLER WHEELS

928-2119	Location 2/3	\$28.95-J	
5.00" O.D. x .62" I.D. - with 6205 bearing and bushings			
John Deere OEM # AM55020			
<i>Bearing Part # 933-1004 Circlip Part # 928-3001 Bushing 928-3505/928-3506</i>			
928-2139	Location 2/3	\$31.95-J	
5.63" O.D. x .625" I.D. - with 6205 bearing and bushings			
Kawasaki OEM # 41073-3504			
<i>Bearing Part # 933-1004 Circlip Part # 928-3001 Bushing 928-3505/928-3506</i>			
928-2149	Location 2/3	\$33.95-J	
5.875" O.D. x .750" I.D. - with 6205 bearing and bushings			
Kawasaki OEM #41073-3506			
<i>Bearing Part # 933-1004 Circlip Part # 928-3001 Bushing 928-3503/928-3504</i>			
928-2209	Location 1/5	\$33.95-J	
Black - 7.125" O.D. x .75" I.D. - with 6205 bearing and bushings			
928-2201	Gold	\$31.95-H	
John Deere OEM # AM52952 Kawasaki OEM # 41073-3512			
<i>Bearing Part # 933-1004 Circlip Part # 928-3001 Bushing 928-3503/928-3504</i>			
928-2219	Location 1/5	\$30.95-J	
7.778" O.D. x .75" I.D. - with 6205 bearing and bushings			
John Deere OEM # AM54371 Kawasaki OEM# 4103-3511			
<i>Bearing Part # 933-1004 Circlip Part # 928-3001 Bushing 928-3503/928-3504</i>			

MODEL	YEAR	O.D.	I.D.	Pos.	OEM	TCI#	Optional
Super Jag	87-89	5.35"	0.625"	4	0604-004	928-2069	928-2068
T660 Touring, Trail	03-04	6.38"	0.750"	1,5	0114-210	928-2169	see Chart #3
T660 Touring, Trail	03-04	5.63"	0.625"	2,3	0604-459	928-2139	see Chart #1
T 660 Turbo. Touring	05	6.38"	20 mm	1,5	1604-694	928-2331	see Chart #4
T 660 Turbo. Touring	05	5.63"	20 mm	2,3	1604-690	928-2321	
T 660 Turbo. Touring LE, ST	04-06	5.63"	0.625"	4,6	1604-693	928-2139	see Chart #1
Thundercat	93-01	5.63"	0.625"	2,3	0114-240	928-2139	see Chart #1
Thundercat, MC	96-01	6.38"	0.750"	1	0114-210	928-2169	see Chart #3
Trail Cat 340	79	5.875"	0.750"	1	0114-223	928-2149	
Trail Cat F/C	79	3.25"	0.750"	6	0104-875	928-2049	
Trail Cat 3000,4000	80-81	5.875"	0.750"	1	0114-223	928-2149	
Wankel	74-75	7.125"	0.750"	1	0104-298	928-2209	
Wildcat 650	88	5.35"	0.625"	4	0604-004	928-2069	928-2068
Wildcat 650/700	88-96	6.375"	0.750"	1	0114-210	928-2169	see Chart #3
Wildcat	89-97	5.63"	0.625"	2,3	0114-240	928-2139	see Chart #1
Z 250, 340, 440	77	7.125"	0.750"	1	0104-298	928-2209	
Z 370, 440, 570 (all)	02-06	5.63"	0.625"	2,3		928-2139	see Chart #1
ZR (all models)	94-01	6.375"	0.750"	1		928-2169	see Chart #3
ZR (all models)	94-01	5.35"	0.625"	4		928-2069	928-2068
ZR (all models)	94-01	5.63"	0.625"	2		928-2139	see Chart #1
ZR 800, EFI/SP/XC	02+	5.63"	20 mm	2,3	1604-690	928-2321	
ZR 800, EFI/SP/XC	02+	6.38"	0.750"	1,5	1604-694	928-2331	see Chart #4
ZR 900 EFI, Sno Pro	03-06	5.63"	0.625"	4		928-2139	see Chart #1
ZRT 600,800	98-01	5.35"	0.625"	4	0604-004	928-2069	928-2068

John Deere							
MODEL	YEAR	O.D.	I.D.	Pos.	OEM	TCI#	Optional
Cyclone	76-77	7.125"	0.750"	1,5	AM52952	928-2209	928-2201
JD,JDx, 4/6/8	74-75	7.125"	0.750"	1,5	AM52952	928-2209	928-2201
Liquidator	76	7.125"	0.750"	1,5	AM52952	928-2209	928-2201
Liquifire	76-78	7.125"	0.750"	1,5	AM52952	928-2209	928-2201
Liquifire 440	80-84	5.00"	0.625"	2,3	AM55020	928-2119	
Liquifire 440	80-84	6.375"	0.750"	2,3	AM54748	928-2169	See Chart #1
Snowfire	82-84	6.375"	0.750"	2,3	AM54748	928-2169	See Chart #1

MERCURY IDLER WHEELS

928-2149 Location 2/3 \$33.95-J
 5.875" O.D. x .750" I.D. - with 6205 bearing and bushings
 Mercury OEM #87487
Bearing Part # 933-1004 Circlip Part # 928-3001 Bushing 928-3503/928-3504



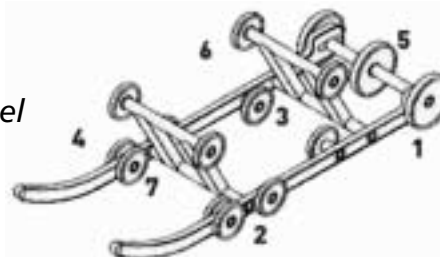
928-2219 Location 1/5 \$30.95-J
 7.7778" O.D. x .75" I.D. - with 6205 bearing and bushings
 Mercury OEM #87488
Bearing Part # 933-1004 Circlip Part # 928-3001 Bushing 3/4" - 928-3503/928-3504



Sportfire 440	80-84	6.375"	0.750"	2,3	AM54748	928-2169	See Chart #1
Trailfire 340 SP (Canada)	81-83	5.00"	0.625"	2,3	AM55020	928-2119	
Trailfire 340 SP (Canada)	81-83	6.375"	0.750"	2,3	AM54748	928-2169	See Chart #1

When ordering idler wheels please note the wheel location and the outer diameter of wheel and inner diameter of bearing or bushing.

5/8"=0.625 & 3/4"=0.750



MOTO-SKI IDLER WHEELS

928-2059 Location 2/3 \$29.95-J
 5.35" O.D. x .75" I.D. - with 6205 bearing
 Moto Ski OEM # 414.3679.00
Bearing Part # 933-1004 Circlip Part # 928-3001 Bushing 928-3503/928-3504



928-2099 Location 6 \$22.95-J
 4.25" O.D. x .625" I.D. - with 99502H bearing
 Moto-Ski OEM # 572.0354.00
Bearing Part # 933-1024 Circlip Part # 928-3002



928-2239 Location 2/3 \$25.95-J
 5.25" O.D. x 25 mm I.D.- with 6205 bearing
 Moto-Ski OEM # 572.0110.00
Bearing Part # 933-1004 Circlip Part # 928-3001



928-2249 Location 1/2/3 \$28.95-H
 155 mm O.D. x 25 mm I.D. - with 6205 bearing and circlip
 Moto-Ski OEM # 572.0136.00
Bearing Part # 933-1004 Circlip Part # 928-3001



928-2259 Location 1 \$33.95-H
 Black - 7.5" O.D. x 25 mm I.D. - with 6205 bearing and snap ring
928-2258 Silver \$29.95-H
 190 mm O.D. x 25 mm I.D. - with 6205 bearing
 Moto-Ski OEM # 570.0345.00
Bearing Part # 933-1004 Circlip Part # 928-3001



928-2269 Location 2/3 \$27.95-H
 Black- 135 mm O.D. x 25 mm I.D. - with 6205 bearing
928-2268 Silver \$26.95-H
 5.375" O.D. x 25 mm I.D. - with 6205 bearing
 Moto-Ski OEM # 503.1123.00
Bearing Part # 933-1004 Circlip Part # 928-3001



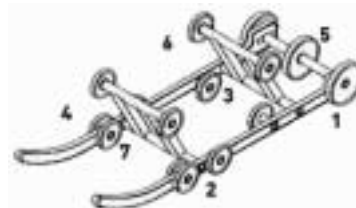
MOTO-SKI IDLER WHEEL APPLICATION GUIDE

Kawasaki							
All with 7.125" wheel and 7/5" long bushing		7.125"	0.750"	1	41073-3512	928-2209	
Drifter	79-81	5.875"	0.750"	2,3	41073-3506	928-2149	
Drifter 340,440,F/A	79-81	4.25"	0.625"	4,6	41073-3505	928-2099	
Interceptor	82	5.875"	0.750"	2,3	41073-3506	928-2149	
Interceptor	82	7.125"	0.750"	1	41073-3512	928-2209	
Intriguer	78	5.875"	0.750"	2,3	41073-3506	928-2149	
Intriguer 440	78	4.25"	0.625"	4,6	41073-3505	928-2099	
Intruder	79-80	5.875"	0.750"	2,3	41073-3506	928-2149	
Intruder 440	78-79	5.63"	0.625"	2,3	41073-3504	928-2139	
Intruder 440	80-82	7.778"	0.750"	1,5	41073-3511	928-2219	
Intruder 440	81-82	3.25"	3.25" centre	3	39153-3512	928-2049	
Invader	79-80	5.875"	0.750"	2,3	41073-3506	928-2149	
Invader	80-81	7.125"	0.750"	1,5	41073-3512	928-2209	
Invader 340, 440	78-80	5.63"	0.625"	2,3	41073-3504	928-2139	
Invader 440	80-81	3.25"	3.25" centre	3	39153-3512	928-2049	
Invader 440	80-81	6.375"	0.750"	1,5	41073-3507	928-2169	See Chart #1
Inviter	78	5.875"	0.750"	2,3	41073-3506	928-2149	
Inviter 340	78	4.25"	0.625"	6	41073-3505	928-2099	

MERCURY							
MODEL	YEAR	O.D.	I.D.	Pos.	OEM	TCI#	Optional
All Models	74-76	5.875"	0.750"	2,3	87487	928-2149	
All Models	74-76	8.00"	0.750"	1	87488	928-2219	

MOTOSKI							
MODEL	YEAR	O.D.	I.D.	Pos.	OEM	TCI#	Optional
Futura (all)	76-79	155 mm		1	572.0136.00	928-2249	
Futura (all)	76-80	5.25"		2,3	572.0110.00	928-2239	
Futura (all)	76-82	4.25"	0.625"	6	572.0354.00	928-2099	
Futura (all)	80-82	7.50"		1	572.0345.00	928-2259	928-2258
Futura (all)	81-82	155 mm		1	572.0136.00	928-2249	
Grand Prix Special	79-81	5.25"		2,3	572.0110.00	928-2239	

When ordering idler wheels please note the wheel location and the outer diameter of wheel and inner diameter of bearing or bushing.



5/8"=0.625 & 3/4"=0.750

POLARIS IDLER WHEELS

Chart 1 Location 1/5
 6.375" O.D. x .75" I.D - with 6205 bearing and bushings
 Bearing Part # 933-1004 Circlip Part # 928-3001 Bushing 928-3503/928-3504
 Polaris OEM #1594021 Standard Indy Style

Description	Colour	TCI Part #	Retail
Standard Indy Style	Black	928-2169	\$31.95-J
Standard Indy Style	Purple	928-2160	\$33.95-J
Standard Indy Style	Gold	928-2161	\$33.95-J
Standard Indy Style	Lavender	928-2162	\$33.95-J
Standard Indy Style	Red	928-2163	\$33.95-J
Standard Indy Style	Plum Pizzazz	928-2164	\$33.95-J
Standard Indy Style	Blue	928-2165	\$33.95-J
Standard Indy Style	Turquoise	928-2166	\$33.95-J
Standard Indy Style	Teal	928-2167	\$33.95-J
Standard Indy Style	Silver	928-2168	\$33.95-J
New Indy Style	Indy Red	928-2182	\$37.95-J
New Indy Style	Indy Blue	928-2183	\$37.95-J



POLARIS IDLER WHEELS

Chart 2 Location 1/5
 6.38" O.D. x 20 mm I.D. - with 6004 bearing
Bearing Part # 933-1015 Circlip Part # 928-3003
 Polaris OEM # 1594056-125

Description	Colour	TCI Part #	Retail
Standard Indy Style	Blue	928-2173	\$31.95-J
Standard Indy Style	Plum	928-2172	\$31.95-J
Standard Indy Style	Purple	928-2176	\$31.95-J
Standard Indy Style	Red	928-2171	\$31.95-J
Standard Indy Style	Teal	928-2174	\$31.95-J
Standard Indy Style	Light Blue	928-2175	\$31.95-J
New Indy Style	Indy Red	928-2192	\$37.95-J
New Indy Style	Indy Blue	928-2193	\$37.95-J



928-2039 Location 2/3/6 \$28.95-J
 5.625" O.D.- with 99502H (5/8") bearing
 Polaris OEM # 1543022
Bearing Part # 933-1024 Circlip Part # 928-3002



928-2059 Location 1/2/3/4/6 \$29.95-J
 5.35" O.D. x .75" I.D.- with 6205 bearing and bushing
 Polaris OEM # 1543018
Bearing Part # 933-1004 Circlip Part # 928-3001 Bushing Part # 928-3503/928-3504



928-2079 Location 3/6 \$24.95-J
 4.625" O.D. x 5/8" I.D.- with 99502H (5/8") bearing
 Polaris OEM # 1543017
Bearing Part # 933-1024 Circlip Part # 928-3002



928-2099 Location 6 \$22.95-J
 4.25" O.D. x .625" I.D.- with 99502H bearing
 Polaris OEM # 1543014
Bearing Part # 933-1024 Circlip Part # 928-3002



928-2109 Location 6 \$28.95-J
 4.625" O.D. x 25 mm I.D.- with 6205 bearing
 Polaris OEM # 1543013
Bearing Part # 933-1004 Circlip Part # 928-3001



928-2139 Location 2/3 \$31.95-H
 5.63" O.D. x .625" I.D. - with 6205 bearing and bushing
 Polaris OEM # 1543011
Bearing Part # 933-1004 Circlip Part # 928-3001 Bushing Part # 928-3505/928-3506



928-2160 Purple \$33.95-H
 6.375" O.D. X 25 mm I.D. - with 6205 bearing and snap ring
 Polaris OEM # 1544060
Bearing Part # 933-1004 Circlip Part # 928-3001

928-2170 Location 5 \$31.95-H
 6.38" O.D. X 20 mm I.D. - with 6004 bearing and circlip
 Polaris OEM # 1594056-070
Bearing Part # 933-1015 Circlip Part # 928-3003



928-2209 Location 1/5 \$33.95-H
 7.125" O.D. X .75" I.D. - with 6205 bearing and bushing
 Polaris OEM # 1594005
Bearing Part # 933-1004 Circlip Part # 928-3001 Bushing Part # 928-3503/928-3504



POLARIS APPLICATION GUIDE

Grand Prix Special	81	155 mm		1	572.0136.00	928-2249	
Mirage	79-80	5.25"		2,3	572.0110.00	928-2239	
Mirage	79-83	155 mm		1	572.0136.00	928-2249	
Mirage 300	79	4.25"	0.625"	6	572.0354.00	928-2099	
Mirage I, II, Special	80-83	5.25"		2,3	572.0110.00	928-2239	
Mirage III	85	135 mm		2,3	570.0754.00	928-2269	928-2268
Mirage III	85	4.25"	0.625"	6	572.0354.00	928-2099	
Nuvik (all)	75-79	155 mm		1	572.0136.00	928-2249	
Nuvik (all)	75-79	5.25"		2,3	572.0110.00	928-2239	
Nuvik (all)	75-79	4.25"	0.625"	6	572.0354.00	928-2099	
Sonic 250,340	75-82	4.25"	0.625"	6	572.0354.00	928-2099	
Sonic 250,340	76-78	155 mm		1	572.0136.00	928-2249	
Sonic 250,340	76-79/82	5.25"		2,3	572.0110.00	928-2239	
Sonic L/C	82	7.50"		1	572.0345.00	928-2259	928-2258
Sonic L/C	84	4.25"	0.625"	6	572.0354.00	928-2099	
Sonic L/C	84	135 mm		2,3	570.0754.00	928-2269	928-2268
Super Sonic	79-81	4.25"	0.625"	6	572.0354.00	928-2099	
Super Sonic	79/81	155 mm		1	572.0136.00	928-2249	
Super Sonic,XC	80	5.35"	0.750"	2,3	414.3679.00	928-2059	
Super Sonic,XC	80	7.50"		1	572.0345.00	928-2259	928-2258
Ultra Sonic	80	5.35"	0.750"	2,3	414.3679.00	928-2059	
Ultra Sonic	80-82	4.25"	0.625"	6	572.0354.00	928-2099	
Ultra Sonic	80-82	7.50"		1	572.0345.00	928-2259	928-2258
Ultra Sonic	81-82	155 mm		2,3	572.0136.00	928-2249	

POLARIS							
MODEL	YEAR	O.D.	I.D.	Pos.	OEM	TCI#	Optional
All models with M-10	02-06	5.35"	0.750"	2,3	1543018	928-2059	
All Edge, RMK, Pro X	01-05	5.35"	0.750"	2,3	1543018	928-2059	
120 Pro X	04-06	5.35"	0.750"	1,6	1543018	928-2059	
340 Indy (all)	99-05	5.60"	0.625"	6	1543022	928-2039	
440 IQ	05-06	5.35"	0.750"	2,3	1543018	928-2059	
500 Indy, Indy Classic	01-06	5.35"	0.750"	2,3	1543018	928-2059	

500 XC SP	01-06	5.35"	0.750"	2,3	1543018	928-2059	
550/600/700 Classic	01-06	5.35"	0.750"	2,3	1543018	928-2059	
600 Edge Touring	04-06	5.35"	0.750"	2,3	1543018	928-2059	
600 Switchback	04-06	5.35"	0.750"	2,3	1543018	928-2059	
600/700/800 XC SP	01-05	5.35"	0.750"	2,3	1543018	928-2059	
600/700 Fusion HO	06	5.35"	0.750"	2,3	1543018	928-2059	
600/700/800 RMK	01-05	5.35"	0.750"	2,3	1543018	928-2059	
600/700 RMK	06	5.35"	0.750"	2,3	1543018	928-2059	
700 Touring	06	5.35"	0.750"	2,3	1543018	928-2059	
800 Edge Touring	04-05	5.35"	0.750"	2,3	1543018	928-2059	
800 Switchback	04-05	5.35"	0.750"	2,3	1543018	928-2059	
900 Fusion, SP	05-06	5.35"	0.750"	2,3	1543018	928-2059	
900 RMK (all)	05-06	5.35"	0.750"	2,3	1543018	928-2059	
900 Switchback	05-06	5.35"	0.750"	2,3	1543018	928-2059	
Apollo	79-80	6.38"	0.750"	5	1594021	928-2169	see Chart #1
Apollo 340	79-80	5.63"	0.625"	2	1543011	928-2139	928-2160
Centurion 500	79-82	4.625"	0.984"	6	1543013	928-2109	
Centurion 500	79-82	6.375"	0.750"	5	1594021	928-2169	see Chart #1
Centurion 500	80	4.25"	16 mm	6	1543014	928-2099	
Centurion 500	80-82	5.35"	0.750"	2	1543018	928-2059	
Charger	70-73	7.125"	0.750"	1,5	1594005	928-2209	
Cobra	78-79	6.38"	0.750"	5	1594021	928-2169	see Chart #1
Colt, SS	72-78	5.63"	0.625"	2	1543011	928-2139	928-2160
Custom II	74	6.375"	0.750"	5	1594021	928-2169	see Chart #1
Cutlass	81-82	5.35"	0.750"	2	1543018	928-2059	



POLARIS APPLICATION GUIDE

Electra	74-77	6.375"	0.750"	5	1594021	928-2169	see Chart #1
Galaxy	80	6.375"	0.750"	5	1594021	928-2169	see Chart #1
Galaxy	80-81	4.25"	16 mm	6	1543014	928-2099	
Galaxy	80-81	5.35"	0.750"	2	1543018	928-2059	
Gemini	79-81	5.63"	0.625"	2	1543011	928-2139	928-2160
Gemini	83	5.35"	0.750"	2	1543018	928-2059	
Indy (all models)	83-01	5.35"	0.750"	2	1543018	928-2059	
Indy (all models)	83-05	5.35"	25 mm	2,3	1543018	928-2059	
Indy rear idler (all models)	93-95	6.38"	25 mm	1,5	1594021	928-2169	see Chart #1
Indy rear idler (all models)	96-05	6.38"	20 mm	1,5	1594056-125	928-2173	see Chart #2
Indy 400	84	4.625"	0.984"	6	1543013	928-2109	
Indy 400	84-89	5.35"	0.750"	2,3	1543018	928-2059	
Indy 400	84-89	4.625"	5/8"	6	1543017	928-2079	
Indy 400/440	84-96	6.375"	0.750"	5	1594021	928-2169	see Chart #1
Indy 440	90-92	5.625"		6	1543022	928-2039	
Indy 500	89	4.625"	5/8"	3	1543017	928-2079	
Indy 500 (all)	89-96	6.38"	0.750"	5	1594021	928-2169	see Chart #1
Indy 500	90-92	5.625"		6	1543022	928-2039	
Indy 500 Classic/RMK	97-00	5.35"	0.750"	2,3	1543018	928-2059	
Indy 500 Classic Touring	02-03	5.35"	0.750"	2,3	1543018	928-2059	
Indy 500 XC,SP	99-00	5.35"	0.750"	3	1543018	928-2059	
Indy 600	83-84	4.625"	0.984"	6	1543013	928-2109	
Indy 600	83-87	4.625"	5/8"	3	1543017	928-2079	
Indy 600	83-87	5.35"	0.750"	2,3	1543018	928-2059	
Indy 600	83-87	6.38"	0.750"	5	1594021	928-2169	see Chart #1

MODEL	YEAR	O. D.	I. D.	Pos.	OEM	TCI#	Optional
Indy 600	90-91	5.625"		2,3	1543022	928-2039	
Indy 600 Classic Touring	01-03	5.35"	0.750"	2,3	1543018	928-2059	
Indy 600 XC,SP	99-00	5.35"	0.750"	3	1543018	928-2059	
Indy 650	88-89	4.625"	5/8"	6	1543017	928-2079	
Indy 650	88-92	5.35"	0.750"	2,3	1543018	928-2059	
Indy 650, RXL	88-96	6.38"	0.750"	5	1594021	928-2169	see Chart #1

Indy 650, SKS	90-91	5.625"			1543022	928-2039	
Indy 700 XP,SP	99-00	5.35"	0.750"	3	1543018	928-2059	
Indy Classic Touring	93-96	6.38"	0.750"	5	1594021	928-2169	see Chart #1
Indy Classic Touring	96-00	5.35"	0.750"	2,3	1543018	928-2059	
Indy Lite	91-92	5.63"	0.625"	3	1543011	928-2139	928-2160
Indy Lite, GT	91-92	6.38"	0.750"	5	1594021	928-2169	see Chart #1
Indy Lite, Deluxe	91-98	4.625"	5/8"	6	1543017	928-2079	
Indy RXL	91-97	5.35"	0.750"	2,3	1543018	928-2059	
Indy Long Track	83-84	5.35"	0.750"	2,3	1543018	928-2059	
Indy Long Track	83-89	6.38"	0.750"	5	1594021	928-2169	see Chart #1
Indy Long Track	84-88	4.625"	5/8"	6	1543017	928-2079	
Indy Long Track	85-89	5.63"	0.625"	3	1543011	928-2139	928-2160
Indy RXL	91-97	5.35"	0.750"	2,6	1543018	928-2059	
Indy Sport	87-89	4.625"	5/8"	6	1543017	928-2079	
Indy Sport	87-96	6.38"	0.750"		1594021	928-2169	see Chart #1
Indy Sport	93-98	4.625"	5/8"	6	1543017	928-2079	
Indy Sport, GT	90-91	5.625"		2,3	1543022	928-2039	
Indy Sport Touring, ES	01-03	5.35"	0.750"	2,3	1543018	928-2059	
Indy Starlite, GT	91-95	4.625"	5/8"	6	1543017	928-2079	
Indy Storm	93-95	6.375"	0.750"	5	1594021	928-2169	see Chart #1
Indy Storm	96-98	6.38"	20 mm	5	1594056-070	928-2170	
Indy Trail	83-84	4.625"	0.984"	6	1543013	928-2109	
Indy Trail	83-96	6.375"	0.750"	5	1594021	928-2169	see Chart #1
Indy Trail Deluxe	87-89	4.625"	5/8"	6	1543017	928-2079	
Indy Trail Deluxe	90-92	5.625"		2,3	1543022	928-2039	

POLARIS APPLICATION GUIDE

Indy Ultra RMK,SKS	96	6.38"	0.750"	5	1594021	928-2169	see Chart #1
Indy Ultra, SP	96	6.38"	20 mm	5	1594056-070	928-2170	
Indy XC	83	6.38"	0.750"	5	1594021	928-2169	see Chart #1
Indy XLT (all)	93-96	6.38"	0.750"	5	1594021	928-2169	see Chart #1
Indy XLT (all)	93-99	5.35"	0.750"	2,3	1543018	928-2059	
Long Track	83-84	5.35"	0.750"	2,3	1543018	928-2059	
Long Track	83-89	6.38"	0.750"	5	1594021	928-2169	see Chart #1
Long Track	84-88	4.625"	5/8"	6	1543017	928-2079	
Long Track	85-89	5.63"	0.625"	3	1543011	928-2139	928-2160
Mustang	71/73	7.125"	0.750"	1,5	1594005	928-2209	
Sport	83	5.35"	0.750"	2,3	1543018	928-2059	
Sprint	86-90	4.625"	5/8"	6	1543017	928-2079	
Sprint	86-90	5.63"	0.625"	3	1543011	928-2139	928-2160
SS	85-86	6.38"	0.750"	5	1594021	928-2169	see Chart #1
SS,Super Sport	84-86	4.625"	5/8"	6	1543017	928-2079	
Star	83-84	5.35"	0.750"	2,3	1543018	928-2059	
Star	84	4.625"	0.984"	6	1543013	928-2109	
Star	84	6.38"	0.750"	5	1594021	928-2169	see Chart #1
Star	84-90	4.625"	5/8"	6	1543017	928-2079	
Star	85-92	5.63"	0.625"	3	1543011	928-2139	928-2160
Star Trak	87-90	4.625"	5/8"	6	1543017	928-2079	
Star Trak	87-90	5.35"	0.750"	2,3	1543018	928-2059	
Star Trak	87-92	6.38"	0.750"	5	1594021	928-2169	see Chart #1
Starfire	73-76	7.125"	0.750"	1,5	1594005	928-2209	
Starlite	91-92	6.38"	0.750"	5	1594021	928-2169	see Chart #1

MODEL	YEAR	O.D.	I.D.	Pos.	OEM	TCI#	Optional
Super Sport	83-00	5.35"	0.750"	2,3	1543018	928-2059	
Super Sport, SS	84	4.625"	0.984"	6	1543013	928-2109	
Super Sport, SS	84-86	4.625"	5/8"	6	1543017	928-2079	
Super Sport, SS	85-86	5.63"	0.625"	3	1543011	928-2139	928-2160
Super Sport, SS	85-86	6.38"	0.750"	5	1594021	928-2169	see Chart #1
Supertrak	90-92	4.625"	5/8"	6	1543017	928-2079	
TC 175,250	75	5.35"	0.750"	2,3	1543018	928-2059	
Transport	96	6.38"	0.750"	5	1594021	928-2169	see Chart #1
Transport	96-99	4.625"	5/8"	6	1543017	928-2079	
Transport	96-99	5.35"	0.750"	2,3	1543018	928-2059	
Transport	97-99	6.38"	20 mm	5	1594056-070	928-2170	
TX	70/72	7.125"	0.750"	1,5	1594005	928-2209	

SKI-DOO (Bombardier) IDLER WHEELS

Chart 1 Location 2/3
135 mm (5.31") O.D. / 25 mm I.D.
Bombardier OEM #572-0976-02

Bearing Part # 933-1004 Circlip Part # 928-3001

Colour	TCI Part #	Retail
Black	928-2283	\$29.95-J
Yellow	928-2282	\$29.95-J
Red	928-2281	\$29.95-J



Chart 2 Location 1/5/6
165 mm (6.5") O.D. / 25 mm I.D. - with 6205 bearing
Bombardier OEM #572-0977-02 (Black), 572-0977-03 (Red), 572-0977-12 (Yellow)

Bearing Part # 933-1004 Circlip Part # 928-3001

Colour	TCI Part #	Retail
Black	928-2297	\$31.95-J
Yellow	928-2292	\$31.95-J
Red	928-2291	\$31.95-J



SKI-DOO (Bombardier) IDLER WHEELS

When ordering idler wheels please note the wheel location and the outer diameter of wheel and inner diameter of bearing or bushing.



5/8"=0.625 & 3/4"=0.750

<p>928-2029 Location 2/6 \$19.95-J 2.75" O.D. x .625" I.D.- with 99502H bearing Bombardier OEM # 414.5089.00 <i>Bearing Part # 933-1024</i></p>	
<p>928-2059 Location 2 \$29.95-J 5.35" O.D. x .75" I.D.- with 6205 bearing and bushing Bombardier OEM # 414.3679.00 <i>Bearing Part # 933-1004 Circlip Part # 928-3001 Bushing Part # 928-3503/928-3504</i></p>	
<p>928-2099 Location 6 \$22.95-J 4.25" O.D. x .625" I.D.- with 99502H (5/8") bearing Bombardier OEM # 572.0354.00 <i>Bearing Part # 933-1024 Circlip Part # 928-3002</i></p>	
<p>928-2139 Location 2/3/6 \$31.95-J 5.63" O.D. x .625" I.D.- with 6205 bearing and bushing Bombardier OEM 503.0996.00 <i>Bearing Part # 933-1004 Circlip Part # 928-3001 Bushing 5/8" Part # 928-3505/928-3506</i></p>	
<p>928-2221 \$21.95-J 144 mm O.D. x 25 mm I.D.- with 6205 bearing and snap ring Bombardier OEM # 572-0801-00 <i>Bearing Part # 933-1004 Circlip Part # 928-3001</i></p>	
<p>928-2239 Location 2/3 \$25.95-H 5.25" O.D. x 25 mm I.D. - with 6205 bearing Bombardier OEM # 572-0110-00 <i>Bearing Part # 933-1004 Circlip Part # 928-3001 Bushing Part # 928-3505/928-3506</i></p>	
<p>928-2249 Location 1/2 \$28.95-H 155 mm O.D. x 25 mm I.D. - with 6205 bearing and circlip Bombardier OEM # 572.0136.00 <i>Bearing Part # 933-1004 Circlip Part # 928-3001</i></p>	
<p>928-2259 Location 1/5 \$33.95-H Black - 7.50" O.D. x 25 mm I.D. - with 6205 bearing and snap ring Bombardier OEM # 570.0345.00 <i>Bearing Part # 933-1004 Circlip Part # 928-3001</i></p>	
<p>928-2258 Silver \$29.95-H 190 mm O.D. X 25 mm I.D. - with 6205 bearing <i>Bearing Part # 933-1004 Circlip Part # 928-3001</i></p>	
<p>928-2269 Location 2/3 \$27.95-H Black - 135 mm O.D. x 25 mm I.D. - with 6205 bearing Bombardier OEM # 570.0140.00 <i>Bearing Part # 933-1004 Circlip Part # 928-3001</i></p>	
<p>928-2268 Silver \$26.95-H 5.375" O.D. x 25 mm I.D. - with 6205 bearing <i>Bearing Part # 933-1004 Circlip Part # 928-3001</i></p>	

SKI-DOO (Bombardier) IDLER WHEELS

928-2261 \$21.95-H
 110 mm O.D. x 25 mm I.D. - with 6205 bearing and circlip
 Bombardier OEM # 572.0189.00
Bearing Part # 933-1004 Circlip Part # 928-3001



928-2271 \$16.95-H
 101 mm O.D. x .625" I.D. - with 99502H bearing
 Bombardier OEM # 572.0435.00
Bearing Part # 933-1024 Circlip Part # 928-3002



TX	80	4.25"	16 mm	6	1543014	928-2099	
TX	80	6.38"	0.750"	5	1594021	928-2169	see Chart #1
TX-C	79	4.625"	0.984"	6	1543013	928-2109	
TX-C	79-82	6.38"	0.750"	5	1594021	928-2169	see Chart #1
TX-C	80-82	4.25"	16 mm	6	1543014	928-2099	
TX-C	80-82	5.35"	0.750"	2,3	1543018	928-2059	
TX-L	79-82	4.25"	16 mm	6	1543014	928-2099	
TX-L	79-82	6.38"	0.750"	5	1594021	928-2169	see Chart #1
TX-L	80-82	5.35"	0.750"	2,3	1543018	928-2059	
TX-L Indy 340	80-82	4.25"	0.984"	6	1543013	928-2109	
TX Playmate	70	7.125"	0.750"	1,5	1594005	928-2209	
TX Racer	72	5.63"	0.625"	3	1543011	928-2139	928-2160
TX Racer	72	7.125"	0.750"	1,5	1594005	928-2209	
Widetrack,GT,LX	90-03	5.35"	0.750"	3	1543018	928-2059	
Widetrack,GT,LX	90-96	6.38"	0.750"	5	1594021	928-2169	see Chart #1
XC	83	6.38"	0.750"	5	1594021	928-2169	see Chart #1
XC SP 500/600/700	99-00	5.35"	0.750"	3	1543018	928-2059	
XCR (all)	93-95	6.38"	0.750"	5	1594021	928-2169	see Chart #1
XCR (all)	93-01	5.35"	0.750"	2,3	1543018	928-2059	
XCR 440	96-98	6.38"	20 mm	5	1594056-070	928-2170	
XCR 600, SP	96-98	6.38"	20 mm	5	1594056-070	928-2170	
XCR 800	02-03	5.35"	0.750"	4	1543018	928-2059	
XLT (all)	93-96	5.35"	0.750"	2,3	1543018	928-2059	
XLT (all)	93-99	6.38"	0.750"	5	1594021	928-2169	see Chart #1

SKI-DOO/BOMBARDIER

MODEL	YEAR	O.D.	I.D.	Pos.	OEM	TCI#	Optional
135mm Idler w/bearing		135 mm			572.0976.02	928-2283	see Chart #1
165mm Idler w/bearing		165 mm			572.0977.02	928-2297	see Chart #2
All models MX ZX, Rev	02-05	135 mm	0.984"	2,3	503-190-785	928-2283	see Chart #1
All models MX ZX, Rev	02-05	165 mm	0.984"	1,5,6	503-190-816	928-2297	see Chart #2
All models GT/Legend	02-05	135 mm	0.984"	2,3	503-190-785	928-2283	see Chart #1
All models GT/Legend	02-05	165 mm	0.984"	1,5,6	503-190-816	928-2297	see Chart #2
All models MX ZX, REV, XP	06-09	141 mm	20 mm	2,3	503-191-312	928-2240	
All models RF/RT	05-07	141 mm	20 mm	2,3	503-191-312	928-2240	
Alpine II	88	135 mm		2,3	570.0140.00	928-2269	928-2268
Alpine II	88-89	190 mm		1	570.0345.00	928-2259	928-2258
Alpine II	89-95	2.75"	0.625"	2	414.5809.00	928-2029	
Alpine II	88-95	4.25"	0.625"	6	572.0354.00	928-2099	
Alpine II	90-94	5.25"		2,3	572.0110.00	928-2239	
Blizzard	71/78-84	5.25"		2,3	572.0110.00	928-2239	
Blizzard (all models)	78-84	4.25"	0.625"	6	572.0354.00	928-2099	
Blizzard 5500	79-81	190 mm		1	570.0345.00	928-2259	928-2258
Blizzard 5500	81	155 mm		2	572.0136.00	928-2249	
Blizzard 6500	78	155 mm		1	572.0136.00	928-2249	
Blizzard 7500	80-81	190 mm		1	570.0345.00	928-2259	928-2258
Blizzard 7500 Plus	79/81	155 mm		1	572.0136.00	928-2249	

SKI DOO APPLICATION GUIDE

Blizzard 9500	79-82	190 mm		1	570.0345.00	928-2259	928-2258
Blizzard 9500	81-82	155 mm		2	572.0136.00	928-2249	
Blizzard 9700	83-84	155 mm		2	572.0136.00	928-2249	
Blizzard 9700	83-84	190 mm		1	570.0345.00	928-2259	928-2258
Blizzard MX	81-84	190 mm		1	570.0345.00	928-2259	928-2258
Citation (all models)	78-79/85-92	4.25"	0.625"	6	572.0354.00	928-2099	
Citation	78-84	155 mm		1	572.0136.00	928-2249	
Citation	78-84	5.25"		2	572.0110.00	928-2239	
Citation	85-86	190 mm		1	570.0345.00	928-2259	928-2258
Citation LS, LSE	85-88	135 mm	25 mm	2	570.0140.00	928-2269	928-2268
Citation LS, LSE	85-88	190 mm		1	570.0345.00	928-2259	928-2258
Citation, E	89-92	5.25"		2	572.0110.00	928-2239	
Elan	74-75	5.25"		2	572.0110.00	928-2239	
Elan 250 (deluxe slide)	78	155 mm		1	572.0136.00	928-2249	
Elan 250 (deluxe slide)	78	5.25"		2	572.0110.00	928-2239	
Elan 250 (deluxe slide)	78	4.25"	0.625"	6	572.0354.00	928-2099	
Elite	78-82	155 mm		1	572.0136.00	928-2249	
Elite	78-82	4.25"	0.625"	6	572.0354.00	928-2099	
Elite 1500	04-05	139 mm	0.984"	2,3	503-190-798	928-2139	
Elite 1500	04-05	165 mm	0.984"	6	503-190-816	928-2297	see Chart #2
Escapade	88	135 mm	25 mm	2	503.1123.00	928-2269	928-2268
Escapade	87-89	4.25"	0.625"	6	572.0354.00	928-2099	
Escapade	87-88	190 mm		1	570.0345.00	928-2259	928-2258
Everest	74-79/81-83	155 mm		1	572.0136.00	928-2249	
Everest	74-80	5.25"		2	572.0110.00	928-2239	
Everest	74-83	4.25"	0.625"	6	572.0354.00	928-2099	
Everest	80-83	190 mm		1	570.0345.00	928-2259	928-2258

MODEL	YEAR	O.D.	I.D.	Pos.	OEM	TCI#	Optional
Expedition Sport 550	04-05	139 mm	0.984"	2,3	503-190-794	928-2139	
Expedition Sport 550	04-05	165 mm	0.984"	1,5	503-190-816	928-2297	see Chart #2
Expedition 550F	06	141 mm	20 mm	2,3	503-191-312	928-2240	
Expedition Sport 550F	07-08	141 mm	20 mm	2,3	503-191-312	928-2240	

Expedition Sport V-800	07-08	141 mm	20 mm	2,3	503-191-312	928-2240	
Expedition TUV 600	05-09	139 mm	0.984"	2,3	503-190-794	928-2139	
Expedition TUV 600	05-09	165 mm	0.984"	1,5	503-190-816	928-2297	see Chart #2
Expedition TUV 600 HO SDI REV-XU	09	141 mm	20 mm	2,3	503-191-312	928-2240	
Expedition V-1000 TUV	05-06	139 mm	0.984"	2,3	503-190-794	928-2139	
Expedition V-1000 TUV	05-06	165 mm	0.984"	1,5	503-190-816	928-2297	see Chart #2
Formula (all models except below)	85-95	190 mm	25 mm	1,5	503.1124.10	928-2259	928-2258
Formula (all models except below)	85-98	135 mm	25 mm	2	570.0140.00	928-2269	928-2268
Formula (all models except below)	93-95	5.63"	0.625"	2	503.0996.00	928-2139	
Formula (all models except below)	96-98	6.375"	0.750"	1	570.0453.21	928-2297	see Chart #2
Formula III, LT	96	101 mm				928-2271	
Formula MX	81-84	190 mm			570.0345.00	928-2259	928-2258
Formula MX	85-88	4.25"	0.625"	6	572.0354.00	928-2099	
Formula MX, XTC	90-91	2.75"	0.625"	6	414.5809.00	928-2029	
Formula MX	91-92	4.25"	0.625"	6	572.0354.00	928-2099	
Formula Plus,LT, XTC	85-88/91-92	4.25"	0.625"		572.0354.00	928-2099	
Formula S,S/L,SLS	95-96	101 mm				928-2271	
Formula SL	95-97	165 mm		1,5	572-0977-03	928-2291	see Chart #2
Formula SS, Z	96	110 mm			572-0189-00	928-2261	
Formula SS, Z	96	144 mm			572-0821-00	928-2221	
Formula SS, Z	96	165 mm			572-0977-03	928-2291	see Chart #2
Formula STX,STX LT	95-96	101 mm				928-2271	
Formula S/STX LT	96	165 mm			572-0977-03	928-2291	see Chart #2
Freestyle 300F	2006	141 mm	20 mm	2,3	503-191-312	928-2240	
Freestyle Back Country 550F	07-08	141 mm	20 mm	2,3	503-191-312	928-2240	

SKI DOO APPLICATION GUIDE

Freestyle Session 300F	07-08	141 mm	20 mm	2,3	503-191-312	928-2240	
Grand Touring (all models)	97-00	6.375"	0.750"	1	570.0453.21	928-2297	see Chart #2
Grand Touring 500,580, 680, SE	95-96	101 mm				928-2271	
Grand Touring 600	97-00	165 mm		1,5	572-0977-03	928-2291	see Chart #2
GSX	04-05	135 mm	25 mm	2,3	503-1902-29	928-2283	see Chart #1
GSX	04-05	165 mm	25 mm	1,5	503-1895-68	928-2297	see Chart #2
GSX 380F	06	141 mm	20 mm	2,3	503-191-312	928-2240	
GSX 500SS	06	141 mm	20 mm	2,3	503-191-312	928-2240	
GSX 500SS Sport	07-08	141 mm	20 mm	2,3	503-191-312	928-2240	
GSX 550F	06-08	141 mm	20 mm	2,3	503-191-312	928-2240	
GSX 600HO SDI	06	141 mm	20 mm	2,3	503-191-312	928-2240	
GSX 600HO SDI Sport	07	141 mm	20 mm	2,3	503-191-312	928-2240	
GSX Ltd. 600HO SDI	07-08	141 mm	20 mm	2,3	503-191-312	928-2240	
GSX LtdTouring 600HO SDI	08	141 mm	20 mm	2,3	503-191-312	928-2240	
Legend (all models)	02-05	135 mm	25 mm	2,3	503-1902-29	928-2283	see Chart #1
Legend (all models)	02-05	165 mm	25 mm	1,5	503-1895-68	928-2297	see Chart #2
Legend GT, SE,Sport V-1000	04-05	139 mm	0.984"	2,3	503-190-796	928-2139	
Mach 1	89-91	2.75"	0.625"	6	414.5809.00	928-2029	
Mach 1	89-92	4.25"	0.625"	6	572.0354.00	928-2099	
Mach 1/Mach Z	93-03	135 mm	25 mm	2,3	503-1902-29	928-2283	see Chart #1
Mach 1/Mach Z	93-03	165 mm	25 mm	1,5	503-1895-68	928-2297	see Chart #2
MXZ/ZX (all models)	99-04	165 mm	25 mm	1,5	503-1895-68	928-2297	see Chart #2
MXZ/ZX (all models)	99-05	135 mm	25 mm	2,3	503-1902-29	928-2283	see Chart #1
MXZ/ZX (all models)	99-05	165 mm	0.984"	6	503-190-816	928-2297	see Chart #2
Nordik	81-83	133 mm		2	572.0110.00	928-2239	
Nordik	81-83	155 mm		1	572.0136.00	928-2249	
Nordik 50,60	89-92	133 mm		2,3	572.0110.00	928-2239	
Nordik 50,60	89-92	155 mm		1	572.0136.00	928-2249	
Nordik 50,60	91	4.25"	0.625"	6	572.0354.00	928-2099	
Olympique	73/75-79	133 mm		2	572.0110.00	928-2239	
Olympique	75-79	4.25"	0.625"	6	572.0354.00	928-2099	
Olympique	75-79	155 mm		1	572.0136.00	928-2249	
RV 340	77-78	155 mm		1	572.0136.00	928-2249	

RV 340	77-79	4.25"	0.625"	6	572.0354.00	928-2099	
RV 340, Cross Country	77-79	133 mm		2	572.0110.00	928-2239	
RV 340, Cross Country	79	190 mm	25 mm	1	570.0345.00	928-2259	928-2258
Safari (all models except below)	84-88	190 mm	25 mm	1	570.0345.00	928-2259	928-2258
Safari (all models except below)	84-88	135 mm	25 mm	2	503-1123.10	928-2269	928-2268
Safari (all models except below)	84-92/94	4.25"	0.625"	6	572.0354.00	928-2099	
Safari (all models except below)	89-92	133 mm		2	572.0110.00	928-2239	
Safari Cheyenne	90-91	2.75"	0.625"	6	414.5809.00	928-2029	
Safari Dlx, E, L, LE, LX	90-96	110 mm			572-0189-00	928-2261	
Safari GL, GLX	90-92	190 mm	25 mm	5	570.0345.00	928-2259	928-2258

MODEL	YEAR	O.D.	I.D.	Pos.	OEM	TCI#	Optional
Safari II, R, Rally	90-96	110 mm			572-0189-00	928-2261	
Safari Saga	89	155 mm		2	572.0136.00	928-2249	
Skandic	82-87	133 mm		2	572.0110.00	928-2239	
Skandic	82-87	155 mm		1	572.0136.00	928-2249	
Skandic	85-87	4.25"	0.625"	6	572.0354.00	928-2099	
Skandic 377, 503, 503 SLT	93-94	110 mm			572-0189-00	928-2261	
Skandic 380, 500	95	143 mm		2	503.0996.00	928-2139	
Skandic 380, 500	96	101 mm				928-2271	
Skandic 380, 500	96-00	6.375"	0.750"	1	570.0453.21	928-2297	see Chart #2
Skandic 380, 500	97-00	135 mm	25 mm	2	503.1123.00	928-2269	928-2268
Skandic 440 Fan LT	01-06	135 mm	0.984"	2,3	503-190-815	928-2283	see Chart #1
Skandic 440 Fan LT	01-06	165 mm	0.984"	1,5	503-190-816	928-2297	see Chart #2

BOMBARDIER BOGIE WHEEL ACCESSORIES

Bogie Wheel Screw Kit Nut and Bolt kit for Sprocket - 9 per kit	928-6100	\$1.95-L
Bogie Wheel Inner Flange Bombardier OEM 502.0015.00	928-6103	\$1.95-L
Bogie Wheel Flange Bombardier OEM 501.0036.00	928-6202	\$6.95-K



SKIROULE IDLER WHEELS

928-2099 Location 2/3 \$22.95-J
4.25" O.D. x 16 mm I.D.- with 99502H (5/8") bearing
Skiroule OEM # 2022 x 5055
Bearing Part # 933-1024 Circlip Part # 928-3002



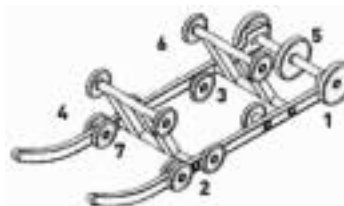
928-2199 Location 1/5 \$36.95-J
7.125" O.D. x .875" I.D.- with 6205 bearing and bushing
Skiroule OEM # 3022 x 2088
Bearing Part # 933-1004 Circlip Part # 928-3001 Bushing 5/8" Part # 928-3501/928-3502



Skandic II 503	93	155 mm		option	572.0136.00	928-2249	
Skandic II 503	93-94	143 mm	0.625"	2,3	503.0996.00	928-2139	
Skandic 550F SUV/WT/SWT	01-06	135 mm	0.984"	2,3	503-190-815	928-2283	see Chart #1
Skandic 550F SUV/WT/SWT	01-06	165 mm	0.984"	1,5	503-190-816	928-2297	see Chart #2
Skandic 600F SUV/WT	01-06	135 mm	0.984"	2,3	503-190-815	928-2283	see Chart #1
Skandic 600F SUV/WT	01-06	165 mm	0.984"	1,5	503-190-816	928-2297	see Chart #2
Skandic (all models)	01-04	165 mm	25 mm	1,5	503-1895-68	928-2297	see Chart #2
Skandic (all models)	01-04	135 mm	0.984"	2,3	503-1902-29	928-2283	see Chart #1
Skandic II	93	4.25"	0.625"	6	572.0354.00	928-2099	
SS 25	84	4.25"	0.625"	6	572.0354.00	928-2099	
SS 25	84	190 mm	25 mm	1	570.0345.00	928-2259	928-2258

When ordering idler wheels please note the wheel location and the outer diameter of wheel and inner diameter of bearing or bushing.

5/8"=0.625 & 3/4"=0.750



SNO-JET IDLER WHEELS

928-2099 Location 2/3/6 \$22.95-J
4.25" O.D. x 16 mm I.D.- with 99502H (5/8") bearing
Sno-Jet OEM # 41073-3505
Bearing Part # 933-1024 Circlip Part # 928-3002



928-2149 Location 2/3 \$33.95-J
5.875" O.D. x .750" I.D.- with 6205 bearing and bushing
Sno-Jet OEM # 39153-3514
Bearing Part # 933-1004 Circlip Part # 928-3001 Bushing 5/8" Part # 928-3503/928-3504



Stratos (option)	87-89	5.63"	0.625"	2,3	503.0996.00	928-2139	
Stratos	87-89	190 mm		1,5	570.0345.00	928-2259	928-2258
Summit	94-95	135 mm	25 mm	2,3	503.1123.00	928-2269	928-2268
Summit	94-95	190 mm		5	570.0345.00	928-2259	928-2258
Summit 500, 583, 670	96	101 mm				928-2271	
Summit (all models)	97-98	6.375"	0.750"	1	570.0453.21	928-2297	see Chart #2
Summit (all models)	99-05	135 mm	25 mm	2,3	503-1902-29	928-2283	see Chart #1
Summit (all models)	99-05	165 mm	25 mm	1,5	503-1895-68	928-2297	see Chart #2

YAMAHA IDLER WHEELS

Chart 1 Location 1/5/6
7.00" (170 mm) O.D. / 20 mm I.D. - with 6204 bearing
Bearing Part # 933-1008 Circlip Part # 928-3004

w/circlip	Black	928-2299	\$31.95-J
w/o bushing	Red	928-2313	\$29.95-J
w/o bushing	Silver	928-2318	\$29.95-J
RX-1, Ninja Style	Red	928-2373	\$48.95-J
RX-1, Ninja Style	Yellow	928-2371	\$48.95-J
RX-1, Ninja Style	Silver	928-2378	\$48.95-J
RX-1, Ninja Style	Blue	928-2375	\$48.95-J



Chart 2 Location 2/3
130 mm (5.1") O.D. / 25 mm I.D. - with 6205 bearing
Bearing Part # 933-1004 Circlip Part # 928-3001

	Black	928-2369	\$30.95-J
	Red	928-2363	\$38.95-J
	Silver	928-2368	\$39.95-J
	Yellow	928-2361	\$38.95-J
	Blue	928-2365	\$38.95-J



928-2279 Location 1/5 \$29.95-J
7.50" O.D. x 20 mm I.D.- with 6204 bearing
Yamaha OEM # 8L4-47530-00
Bearing Part # 933-1008 Circlip Part # 928-3004



928-2289 Location 2/3/6 \$31.95-J
7.125" O.D. x .875" I.D.- with 6004 bearing
Yamaha OEM # 8K2-47320-00
Bearing Part # 933-1015 Circlip Part # 928-3003



928-2300 Location 2/4/6 \$23.95-J
3.35" O.D. x 20 mm I.D.- with 6004 bearing
Yamaha OEM # 8H8-47320-00
Bearing Part # 933-1015 Circlip Part # 928-3003



928-2319 Location 1/5 \$29.95-J
178 mm O.D. x 20 mm I.D.- with 6004 bearing
Yamaha OEM # 8CR-47550-10
Bearing Part # 933-1015 Circlip Part # 928-3003



YAMAHA APPLICATION GUIDE

TNT	72-78	133 mm		2	572.0110.00	928-2239	
TNT	74-78	4.25"	0.625"	6	572.0354.00	928-2099	
TNT	74-78	155 mm		1	572.0136.00	928-2249	
Touring (all models)	95-00	135 mm		2,3	503.1123.00	928-2269	928-2268
Touring (all models)	96-00	6.375"	0.750"	1	570.0453.21	928-2297	see Chart #2
Touring E, LT, LE, SLE	95	5.63"	0.625"	6	503.0996.00	928-2139	
Touring E, LT, LE, SLE	95-96	101 mm				928-2271	
Touring GT	01-04	135 mm	0.984"	2,3	503-190-229	928-2283	see Chart #1
Touring GT	01-04	165 mm	0.984"	1,5	503-189-568	928-2297	see Chart #2
Tundra	85-92	155 mm		1	572.0136.00	928-2249	
Tundra	88	190 mm		1	570.0345.00	928-2259	928-2258
Tundra II, LT	85-98	4.25"	0.625"	6	572.0354.00	928-2099	
Tundr, LT	85-94	133 mm		2,3	572.0110.00	928-2239	

YAMAHA APPLICATION GUIDE

Tundra 280 Fan	99-05	139 mm	0.984"	3	503-191-029	928-2139	
Tundra 280 Fan	99-05	4.25"	0.625"	6	572.0354.00	928-2099	
Voyageur	87-89	4.25"	0.625"	6	572.0354.00	928-2099	
Voyageur	87-89	5.63"	0.625"	2,3	503-0996-00	928-2139	
Voyageur	87-89	190 mm		1,5	570.0345.00	928-2259	928-2258

SKIROULE

MODEL	YEAR	O.D.	I.D.	Pos.	OEM	TCI#	Optional
Laser	74-75	4.25"	16 mm	2,3	2022 x 5055	928-2099	
Laser	74/76	7.125"	0.875"	1,5	3022 x 2088	928-2199	
RT, RTW, RTX	72-74	4.25"	16 mm	2,3	2022 x 5055	928-2099	
RT, RTW, RTX	72-74	7.125"	0.875"	1,5	3022 x 2088	928-2199	
Sonar	75	4.25"	16 mm	2,3	2022 x 5055	928-2099	
Sonar	75	7.125"	0.875"	1,5	3022 x 2088	928-2199	
Sprint 340	76	4.25"	16 mm	2,3	2022 x 5055	928-2099	
Sprint 340	76	7.125"	0.875"	1,5	3022 x 2088	928-2199	
Ultra	75-76	4.25"	16 mm	2,3	2022 x 5055	928-2099	
Ultra	75-76	7.125"	0.875"	1,5	3022 x 2088	928-2199	

Sno Jet

MODEL	YEAR	O.D.	I.D.	Pos.	OEM	TCI#	Optional
Astro SS	75-76	5.875"	0.750"	2,3	41073-3505	928-2149	
Astro SS	75-76	4.25"	16 mm	2,3	39153-3514	928-2099	
Astro 340,440	77	4.25"	16 mm	6	41073-3505	928-2099	
Sabre Jet	74	4.25"	16 mm	2,3	41073-3505	928-2099	
SST F/C 440	75-76	5.875"	0.750"	2,3	39153-3514	928-2149	
SST 340,440	77	4.25"	16 mm	6	41073-3505	928-2099	
Whisper Jet	73-75	4.25"	16 mm	2,3	41073-3505	928-2099	

YAMAHA

MODEL	YEAR	O.D.	I.D.	Pos.	OEM	TCI#	Optional
All Models except Bravo	81-93	7.00"		1,5	8K2-47530-00	928-2299	see Chart #1
All Models except VK540	97-05	178 mm		1,5	8CR-47550-10	928-2299	see Chart #1

All Models except VK540	97-05	130 mm		2,3,6	8CR-47310-40		see Chart #2
All Models except VK540	06	130 mm		2,3	8ES-47310-40	928-2289	
All MM, PZ, V-Max, VT	97-03	130 mm		2,3	8CR-47310-40	928-2289	
All RS/RX/VT	03-05	130 mm		2,3,6	8CR-47310-40		see Chart #2
All RS/RX/VT	06	130 mm		2	8ES-47310-40	928-2289	
All SXV/SX/SXR/SRX	97-03	130 mm		2,3,6	8CR-47310-40		see Chart #2
Apex ER/GT	06	130 mm		2	8ES-47310-40	928-2289	
Apex Mountain	06	130 mm		2	8ES-47310-40	928-2289	
Apex RTX, ER	06	130 mm		2	8ES-47310-40	928-2289	
Attak	06	130 mm		2	8ES-47310-40	928-2289	

MODEL	YEAR	O.D.	I.D.	Pos.	OEM	TCI#	Optional
Bravo (BR250)	82-06	7.50"	16 mm	1	8L4-47530-00	928-2279	
Bravo (BR250)	82-06	5.125"		2	87M-47320-00	928-2289	
Bravo (BR250)	85-06	3.35"	20 mm	4	8H8-47320-00	928-2300	
Excell III (EC 340)	81-84	7.50"	16 mm	1	8L4-47530-00	928-2279	
Excell III (EC 340)	81-84	5.125"		3	885-47320-01	928-2289	
Excell III (EC 340)	85-88	5.125"		2,3	885-47320-01	928-2289	
Excell III (EC 340)	85-88	178 mm	20 mm			928-2299	see Chart #1
EC 540	79-80	5.125"		6	885-47320-01	928-2289	
EC 540	81-84	5.125"		2,3	87M-47320-00	928-2289	
EC 540	82	178 mm	20 mm	1,5		928-2299	see Chart #1
Enticer (ET 250,300,340)	77-79	5.125"		6	885-47320-01	928-2289	
Enticer (ET 250,300,340)	77-81	7.50"	16 mm	1,5	8L4-47530-00	928-2279	
ET 300,340	80-88	5.125"		2,3	885-47320-01	928-2289	

YAMAHA APPLICATION GUIDE

ET 340	83-88	3.35"	20 mm	4	8H8-47320-00	928-2300	
ET 340	85-88	178 mm	20 mm	1,5		928-2299	see Chart #1
ET 400,410T,TR (Enticer)	90-01	3.35"	20 mm	4	8H8-47320-00	928-2300	
ET 400T,TR	89-91	7.50"	16 mm	1	8L4-47530-00	928-2279	
ET 400T,TR	89-91	5.125"		2,3	87M-47320-00	928-2289	
ET 410TR	92-01	178 mm	20 mm	1,5		928-2299	see Chart #1
ET 410TR	92-01	5.125"		2,3	87M-47320-00	928-2289	
EW 643	72-73	5.125"			885-47320-00	928-2289	
Excel V (XL540)	85-90	5.125"		2,3		928-2289	
Excel V (XL540)	85-90	178 mm	20 mm	1,5		928-2299	see Chart #1
Exciter (EX 340,440)	76-81	5.125"		2,3,6	885-47320-01	928-2289	
Exciter (EX 340,440)	76-81	7.50"	16 mm	1,5	8L4-47530-00	928-2279	
Exciter (EX570)	87-93	5.125"		2,3	87M-47320-00	928-2289	
Exciter (EX570)	87-93	178 mm	20 mm	1,5		928-2299	see Chart #1
Exciter (EX570)	91-93	3.35"	20 mm	4	8H8-47320-00	928-2300	
GP (all models)	72-78	5.125"		2,3,6	885-47320-01	928-2289	
GP (all models)	75-78	7.50"	16 mm	1,5	8L4-47530-00	928-2279	
GPX (all models)	74-75	5.125"		2,3,6	885-47320-01	928-2289	
GPX (all models)	75-78	7.50"	16 mm	1,5	8L4-47530-00	928-2279	
GS (all models)	75-78	5.125"		2,3,6	885-47320-01	928-2289	
GS (all models)	75-78	7.50"	16 mm	1,5	8L4-47530-00	928-2279	
Inviter 300	86-89	3.35"	20 mm	4	8H8-47320-00	928-2300	
Inviter 300	86-90	5.125"		2,3	87M-47320-00	928-2289	
Inviter 300	86-90	178 mm	20 mm	1,5	8CR-47550-10	928-2299	see Chart #1
Mountain Lite 500	2001	178 mm	20 mm	1,5	8CR-47550-10	928-2319	
Mountain Lite 500	2001	5.125"		2,3	8CR-47550-00		see Chart #2
Mountain Lite 500	2001	3.35"	20 mm	4	8H8-47320-00	928-2300	
Mountain Max 600/700	97-02	3.35"	20 mm	4	8H8-47320-00	928-2300	
Mountain Max 600/700	97-02	5.125"		2,3	8CR-47320-10		see Chart #2
Mountain Max 600/700	97-02	178 mm	20 mm	1,5	8CR-47550-10	928-2319	
Nytro, ER	06	130 mm		2	8ES-47310-40	928-2289	
Ovation 340	89-91	5.125"		6	885-47320-01	928-2289	
Ovation 340	89-90	178 mm	20 mm	1,5	8CR-47550-10	928-2319	

Ovation 340	92-00	5.125"		2,3	87M-47320-00		see Chart #2
Ovation 340	96-00	3.35"	20 mm	4	8H8-47320-00	928-2300	
Phazer 480	84-91	5.125"		6	885-47320-01		see Chart #2
Phazer 480 (all models)	84-98	178 mm	20 mm	1,5	8CR-47550-10	928-2319	
Phazer 480 (all models)	90-98	3.35"	20 mm	4	8H8-47320-00	928-2300	
Phazer 480	92-97	5.125"		2,3	87M-47320-00	928-2289	
Phazer Mountain Lite 480	98-99	5.125"			885-47320-01		see Chart #2
Phazer Mountain Lite 480	98-02	178 mm	20 mm	5	8CR-47550-10	928-2319	
Phazer 500	99-01	5.125"		2,3	885-47320-01		see Chart #2
Phazer 500	99-01	3.35"	20 mm	4	8H8-47320-00	928-2300	

MODEL	YEAR	O.D.	I.D.	Pos.	OEM	TCI#	Optional
Phazer 500	99-00	178 mm	20 mm	5	8CR-47550-10	928-2319	
Phazer 500 ML	2000	3.35"	20 mm	4	8H8-47320-00	928-2300	
Phazer 500 ML	2000	5.125"		2,3	885-47320-01		see Chart #2
Phazer 500 ML	00-02	178 mm	20 mm	5	8CR-47550-10	928-2319	
Prestige (PR440)	76-77	5.125"		2,3,6	885-47320-01	928-2289	
Prestige (PR440)	76-77	7.50"	16 mm	1,5	8L4-47530-00	928-2279	
RS Rage	05-06	130 mm		2	8ES-47310-40	928-2363	see Chart #2
RS Vector GT	06	130 mm		2	8ES-47310-40	928-2363	see Chart #2
RS Vector Mountain	05-06	130 mm		2	8ES-47310-40	928-2363	see Chart #2
RS Vector Mountain SE	06	130 mm		2	8ES-47310-40	928-2363	see Chart #2
RS Vector, ER	05-06	130 mm		2	8ES-47310-40	928-2363	see Chart #2
RS Venture/TF	05-06	130 mm		2	8ES-47310-40	928-2363	see Chart #2
RX-1, ER, LE, Warrior Mountain	03-05	130 mm		2,3	8CR-4731A-00	928-2363	see Chart #2

YAMAHA APPLICATION GUIDE

RX-1, ER, LE, Warrior Mountain	03-04	3.35"		4	8H8-47320-00	928-2300	
SL (all models)	72-74	5.125"		2,3,6	885-47320-01	928-2289	
SM 292, TW 433	73-74	5.125"		2,3,6	885-47320-01	928-2289	
SnoScoot (SV 80)	88-92	5.125"		2,6	87M-47320-00	928-2289	
SnoSport (SV125)	88-92	5.125"		2,6	87M-47320-00	928-2289	
SR 292, 433, 643	71-73	5.125"		2,3,6	885-47320-01	928-2289	
SR 340	80-89	178 mm	20 mm	1,5	8CR-47550-10	928-2299	see Chart #1
SR 540	80-91	5.125"		2,3	87M-47320-00	928-2289	
SRV 540	85-91	3.35"	20 mm	4	8H8-47320-00	928-2300	
SRX (all models)	98-02	178 mm		1,5	8CR-47550-10	928-2319	
SRX (all models)	98-02	130 mm		2,3	8CR-4731A-00		see Chart #2
SRX (all models)	98-02	3.35"	20 mm	4	8H8-47320-00	928-2300	
SRX 440	78-79	5.125"		2,3,6	885-47320-01	928-2289	
SRX 440	80-81	178 mm	20 mm	1,5	8CR-47550-10	928-2319	
SRX 440	80-81	5.125"		2,3	87M-47320-00	928-2289	
SRX 600,700	97-02	178 mm	20 mm	1,5	8CR-47550-10	928-2319	
SRX 600,700	97-00	3.35"	20 mm	4	8H8-47320-00	928-2300	
SS 433	71	5.125"		2,3,6	885-47320-01	928-2289	
SS 440	80-83	178 mm	20 mm	1,5	8CR-47550-10	928-2319	
SS 440	80-83	5.125"		2,3	885-47320-01	928-2289	
SSR 440	78-79	5.125"		2,3,6	885-47320-01	928-2289	
STX 340,440	76-77	5.125"		2,3,6	885-47320-01	928-2289	
STX 340,440	76-77	7.50"	16 mm	1,5	8L4-47530-00	928-2279	
SX Venon, ER	04-05	178 mm		1,5	8CR-47550-10	928-2319	
SX Venon, ER	04-05	130 mm		2,3	8CR-47434-00		see Chart #2
SX Venon, ER	04-05	3.35"		4	848-47310-00	928-2300	

IDLER WHEEL PARTS AND ACCESSORIES

IDLER WHEEL INSERT BUSHINGS

TCI PART #	DESCRIPTION	I.D.	O.D.	RETAIL
928-3501	Small	7/8"	25 mm	\$1.95-L
928-3502	Large	7/8"	25 mm	\$1.95-

Universal Arctic Cat, Bombardier, John Deere, Kawasaki, Mercury, Polaris, Skiroule and Sno-Jet

928-3503	Small	3/4"	25 mm	\$1.75-L
928-3504	Large	3/4"	25 mm	\$1.75-L

Std on Idler Wheels 928-2059, 928-2119, 928-2149, 928-2169, 925-2209, 928-2219 and 928-2229

Universal Arctic Cat, John Deere, Kawasaki, Polaris and Ski-Doo

928-3505	Small	5/8"	25 mm	\$1.75-L
928-3506	Large	5/8"	25 mm	\$1.75-L

Std. On Idler Wheels 928-2069 and 928-2139

Single Type Wide Bushing A/C OEM 0604-224 Polaris OEM 5431531 (1 per Wheel)

928-3508	Wide	3/4"	25 mm	\$1.75-L
----------	------	------	-------	----------

Single Type Wide Bushing A/C OEM 0604-220 (1 per Wheel)

928-3507	Wide	.625"	25 mm	\$1.75-L
----------	------	-------	-------	----------



928-3501

928-3502



928-3503

928-3504



928-3505

928-3506

Idler Wheel Circlips

DESCRIPTION	TCI PART #	RETAIL
Fits 6205 Bearing	928-3001	\$1.25-L
Fits 6004 Bearing	928-3003	\$1.25-L
Fits 99502H (6202) Bearing	928-3002	\$1.25-L
Fits 6204 Bearing	928-3004	\$1.25-L

(For Yamaha Rear Idler Wheel)



IDLER WHEEL PARTS AND ACCESSORIES



COLORED IDLER WHEEL COVERS

\$19.95-G

- An affordable way to add color to your idler wheels without replacing them.
- Fits most Arctic Cat & Polaris idler wheels.
- Sold in sets of 4 (2 large, 2 small)

TCI PART #	COLOR	TCI PART #	COLOR
928-4100	White	928-4133	Red
928-4103	Pink	928-4144	Purple
928-4107	Neon Green	928-4155	Blue
928-4111	Yellow	928-4162	Plum
928-4122	Orange	928-4174	Teal



NTN's involvement in Snow Cross Racing activities and the Formula One Snowmobile racing circuit has provided the company with an excellent testing ground for its snowmobile bearing product line. If you need to modify or rebuild your sled, rest assured that the product that gets tested on the track will hold up and perform on your sled.

Here are some unique and distinct features of NTN Formula Snowmobile Bearings, which set it apart from others.

Special Low Temperature Grease

NTN "Formula" bearings are made with a special low temperature grease capable of enduring temperatures a low as -50 degrees Celsius. The role of NTN's special low temperature grease is to ensure a proper oil film layer at very low temperatures, especially on initial startup.

Exclusive Blue Low Drag Seal

Another unique feature available only with NTN "Formula" bearings is the exclusive blue low-drag, double lip seal. The NTN contact seal is unique since it uses a double lip seal to ensure optimum protection from contamination. The inboard lip makes contact with the groove on the inner ring while the outboard lip maintains a small gap, allowing grease to pool. The result is a labyrinth through which dirt must pass, making it difficult for contamination to occur. This design also helps lubricate and preserve both contact lips. As the inner seal lip wears, the outer lip then comes into contact with its groove, further prolonging the seal's effective life..

Premium Hardened Steel Construction

Another important benefit is the high-grade steel that is used in the production of NTN Formula bearings. This steel is better known as S1U2 carbon chromium bearing steel - a unique grade of steel included in the design of every NTN Formula bearing for long life and durability.

Riveted Steel Cage

The riveted steel cage inside the Formula bearing resists breakage better than other cage designs. The Formula bearing's riveted steel cage does not unravel, which usually is the case with standard tab-type cages found in many other bearings.

Precision Assembly

One of the most important features of NTN bearings is that they are manufactured to tolerances tighter than industry standards - this includes the Formula series. One of the most important tolerance measures is the radial internal clearance. This is the amount of space between the raceways and ball. NTN takes special care to control this tolerance to maximize bearing performance.

