

Cs4



### CS4 SADDLEBAGS

- Saddlebags are made of waterproof, maintenance-free synthetic leather
- Cs4 saddlebags are detachable by means of a lockable click system
- No pre-drilled holes! You can custom mount your bags to suit your bike.
- Interiors of the Cs4 saddlebags are reinforced with PVC to help keep the shape of your saddlebag.
- Most Cs4 saddlebags come with "traditional" rust-free buckles, combined with hidden quick release buckles, and the side flaps are closed with velcro for maximum protection against the rain.
- Brackets sold separately

\* **Attention:** Be sure that there is at least 8 cm (3 1/2") between the bottom of the bags and the exhaust!

### K-DRIVE SADDLEBAGS

- Saddlebags are made from Iparex 1100 - a very strong synthetic leather. It has a luxury leather look and is one of the best materials for saddlebags. It is strong, waterproof and doesn't need any maintaining.
- All bags are reinforced with PVC on the inside. They have a rigid backside on which the click system is mounted.
- Classic "HC" bags with straps and rust free buckles.
- Lockable "CL" bags. These bags can be locked with a small key and have one strap.
- All buckles, logo and decorative studs are made of "Zomack", which is 100% rust free.
- Brackets sold separately



Lockable Slant Bag

**K-DRIVE LOCKABLE BAGS** DON'T HAVE THE TRADITIONAL STRAPS. THEY ARE CLOSED BY A LOCK THAT IS HIDDEN UNDER THE FLAP. THE LOCK, BY MEANS OF A SMALL KEY, ITSELF CAN BE CLOSED. THEY USE A SMALL "LUGGAGE STYLE" KEY. THESE BAGS HAVE A SINGLE BUTTON FASTENER THAT WILL HOLD THE SADDLEBAG LID DOWN WHILE RIDING AT SPEED.

- 2 keys to lock the bags are included
- Brackets sold separately

### CLICK AND LOCK TECHNOLOGY (CS4 AND K-DRIVE)

**CLICK & LOCK SYSTEM** IS FIXED TO THE SADDLEBAG GUARDS BY MEANS OF A LOCKABLE CLICK SYSTEM

#### THE CLICK AND LOCK SYSTEM HAS MANY ADVANTAGES:

- Rigid backside on which the Click & Lock System is mounted, specifically for each type of motorcycle
- Bags are easily mounted and removed in just a few seconds
- Bags themselves are locked to the motorcycle with a key.
- Bags don't touch the bike and therefore don't damage it.
- The lock is located on the inside of the bags.



Click & Lock Metal Bracket on Bike




Click Lock System mounted on bag



Complete Click System On Metal Bracket

To purchase click system parts see [page 416](#)

### CS4 AND K-DRIVE SADDLEBAG FEATURES



Discreet "sliding" handle

Doubled edges give the bags a "luxury" look

Flap front, side and bottom are PVC reinforced



Side flaps, close with velcro for maximum rain protection

Bottom of bag is protected with a heat protective textile.

## SPORTSTER XL883 & XL1200 MODELS

- Requires turn signal relocation kit and HDSP1 bracket (sold separately)

### SADDLEBAG DIMENSIONS

49 x 29.5 x 16/17 cm, Capacity 40 L BY Cs4  
39 x 27 x 16 cm, Capacity - 40 L BY K-Drive

### PART #

630-0027  
630-149HDSP1

### RETAIL

\$397.95-H  
\$510.95-H

Mounting Bracket Kit

630-40HDSP1

\$159.95-H

Turn Signal Relocation Kit

630-HDDREL1

\$ 39.95-H



630-0027

## DYNA MODELS (92-06) & FXDF FAT BOB (ALL YEARS)

- Requires turn signal relocation kit and HDD1 bracket (sold separately)

### SADDLEBAG DIMENSIONS

49 x 29.5 x 16/17 cm, Capacity 40 L BY Cs4  
49 x 30 x 16 cm, Capacity - 38 L by K-Drive

### PART #

630-0027  
630-147HDD1

### RETAIL

\$397.95-H  
\$480.95-H

Mounting Bracket Kit

630-40HDD1

\$159.95-H

Turn Signal Relocation Kit

630-HDDREL1

\$ 39.95-H



Dyna with 147 bag

## DYNA MODELS (07-11) & FXDB STREET BOB & FXDC SUPERGLIDE CUSTOM

- Requires turn signal relocation kit and HDD2 bracket (sold separately)

### SADDLEBAG DIMENSIONS

46 x 31 x 17 cm, Capacity 41 L by Cs4  
49 x 30 x 16 cm, Capacity - 46.5 L by K-Drive

### PART #

630-0034  
630-154HDD2

### RETAIL

\$397.95-H  
\$540.95-H

Mounting Bracket Kit

630-40HDD2

\$159.95-H

Turn Signal Relocation Kit

630-HDDREL1

\$39.95-H



630-0034

## SOFTTAIL MODELS (UP TO 2006)

**-FXST STANDARD & FXSTB NIGHT TRAIN (UP TO 2005),  
FXSTC CUSTOM, FLSTF FAT BOY, FLSTN DELUXE,  
FLSTC SPRINGER CLASSIC & FLSTC HERITAGE CLASSIC (UP TO 2006)**

- Requires HDS1 bracket

### SADDLEBAG DIMENSIONS

49 x 29.5 x 16/17 cm, Capacity 40 L by Cs4  
49 x 30 x 16 cm, Capacity 46 L by K-Drive 145 Round  
52 x 31.8 x 18 cm, Capacity 51 L by Cs4  
52 x 31 x 17 cm, Capacity 50 L by K-Drive 153 Slant

### PART #

630-0027  
630-145HDS1  
630-0033  
630-153HDS1

### RETAIL

\$397.95-H  
\$440.95-H  
\$407.95-H  
\$440.95-H

HDS1 Mounting Bracket Kit (sold separately)

630-40HDS1

\$159.95-H



Softtail with 145 Round Bag

## SOFTTAIL MODELS (2007 +)

**-FXST STANDARD (FROM 2006), FXSTB NIGHT TRAIN (FROM 2006),  
FXSTC CUSTOM (FROM 2007+), FLSTF FAT BOY (FROM 2007),  
FLSTN DELUXE (FROM 2007), FLSTC SPRINGER CLASSIC (FROM 2007)  
& FLSTC HERITAGE CLASSIC (FROM 2007)**

- Requires HDS2 bracket (sold separately)

### SADDLEBAG DIMENSIONS

49 x 29.5 x 16/17 cm, Capacity 40 L by Cs4  
49 x 30 x 16 cm, Capacity 46 L K-Drive Round 145  
46 x 31 x 17 cm, Capacity 41 L by Cs4  
45 x 30 x 18 cm, Capacity 46.5 L K-Drive Slant 154

### PART #

630-0027  
630-145HDS2  
630-0034  
630-154HDS2

### RETAIL

\$397.95-H  
\$440.95-H  
\$397.95-H  
\$540.95-H


HDS2 Mounting Bracket Kit

630-40HDS2 Bracket

\$159.95-H



630-0034





630-HC138H1 Round Saddlebag

**VT750C2 SHADOW ACE (98-03)**

- Requires H1 bracket (sold separately)

**SADDLEBAG DIMENSIONS**

48 x 33.5 x 18 cm, Capacity 52 L K-Drive 138 Round

49 x 29.5 x 16/17 cm, Capacity 40 L by Cs4

49 x 30 x 16 cm, Capacity 38 L K-Drive 147 Slant

Mounting Bracket Kit

**PART #**

630-138H1

630-0027

630-147H1

630-40H1

**RETAIL**

\$540.95-H

\$397.95-H

\$390.95-H

\$159.95-H



630-0027

**VT750DC BLACK WIDOW (SPIRIT)**

- Requires H5 bracket (sold separately)

**SADDLEBAG DIMENSIONS**

49 x 29.5 x 16/17 cm, Capacity 40 L by Cs4

39 x 30 x 18 cm, Capacity 46.5 L Classic Slant 149

Mounting Bracket Kit

**PART #**

630-0027

630-149H5

630-40H5

**RETAIL**

\$397.95-H

\$510.95-H

\$159.95-H



630-0034

**VTX750 SHADOW SPIRIT (07-09), VT750C2 SHADOW SPIRIT (07-09) & SHADOW PHANTOM (10-11)**

- Requires H12 bracket (sold separately)

**SADDLEBAG DIMENSIONS**

46 x 31 x 17 cm, Capacity 41 L by Cs4

42 cm x 30 x 19 cm, Capacity - 46.5 L K-Drive Slant 154

Mounting Bracket Kit

**PART #**

630-0034

630-154H12

630-40H12

**RETAIL**

\$397.95-H

\$540.95-H

\$159.95-H



630-0029

**VT750C SHADOW 750 AERO (04-07 WITH SINGLE EXHAUST)**

- Requires H10 bracket (sold separately)

**SADDLEBAG DIMENSIONS**

49 x 29 x 16 cm, Capacity 39 L by Cs4

Mounting Bracket Kit

**PART #**

630-0029

630-40H10

**RETAIL**

\$397.95-H

\$159.95-H

**VT750C SHADOW 750 AERO (2008 AND NEWER WITH TWIN EXHAUST)**

- Requires H10 bracket (sold separately)

**SADDLEBAG DIMENSIONS**

49 x 29 x 16 cm, Capacity 39 L by Cs4

34 x 28 x 17 cm, Capacity 40 L by K-Drive Slant 137

Mounting Bracket Kit

**PART #**

630-0029

630-137H10

630-40H10

**RETAIL**

\$397.95-H

\$480.95-H

\$159.95-H



630-0034

**VT750S / SHADOW RS (10-11)**

- Requires H13 bracket (sold separately)

**SADDLEBAG DIMENSIONS**

46 x 31 x 17 cm, Capacity 41 L by Cs4 Saddlebag

Mounting Bracket Kit

**PART #**

630-0034

630-40H13

**RETAIL**

\$397.95-H

\$159.95-H



## VT1100C2 SABRE (00-07) & VT1100C SHADOW SPIRIT (97-07)

- Requires H6 bracket (sold separately)

### SADDLEBAG DIMENSIONS

49 x 29.5 x 16/17 cm, Capacity 40 L by Cs4

49 x 30 x 16 cm Capacity 38 L by K-Drive Slant 147

Mounting Bracket Kit

### PART #

630-0027

630-147H6

630-40H6

### RETAIL

\$397.95-H

\$510.95-H

\$159.95-H



630-HC147H6

## VTX1300C (2004)

- Requires H9 (std) or H7 bracket - essentially the same bracket but the H9 bracket allows bags to sit slightly higher (brackets sold separately)

### SADDLEBAG DIMENSIONS

50 x 30 x 17 cm, Capacity 49 L per set by Cs4

H9 Mounting Bracket Kit

H7 Mounting Bracket Kit

### PART #

630-0030

630-40H9

630-40H7

### RETAIL

\$407.95-H

\$159.95-H

\$159.95-H



630-0030

## VTX1300C CUSTOM (05-09) & VTX1800C (02-07)

- Requires H7 (std) or H9 bracket (see notes above) brackets sold separately

### SADDLEBAG DIMENSIONS

50 x 30 x 17 cm, Capacity 49 L by Cs4

50 x 30 x 16 cm, Capacity - 96 L K-Drive Slant 150

50 x 30 x 16 cm, Capacity - 96 L Slant 150 Lockable

H9 Mounting Bracket Kit

H7 Mounting Bracket Kit

### PART #

630-0030

630-150H7

630-2500

630-40H9

630-40H7

### RETAIL

\$407.95-H

\$580.95-H

\$540.95-H

\$159.95-H

\$159.95-H



630-2501 Lockable

## VTX1300R RETRO (05-09) & VTX1300S (03-07), VTX1800R RETRO (03-07), VTX1800S RETRO (03-06) & VTX1800N NEO RETRO (03-08)

- Requires H8 bracket (sold separately)

### SADDLEBAG DIMENSIONS

50 x 30 x 17 cm, Capacity 49 L by Cs4

50 x 30 x 16 cm, Capacity - 46 L K-Drive Slant 150

50 x 30 x 16 cm, Capacity - 46 L Slant 150 Lockable

Mounting Bracket Kit

### PART #

630-0030

630-150H8

630-2501

630-40H8

### RETAIL

\$407.95-H

\$580.95-H

\$540.95-H

\$159.95-H



630-HC150 (H7/H8/H9)

## GL1500C VALKYRIE (97-03)

- Requires H4 bracket (sold separately)

### SADDLEBAG DIMENSIONS

49 x 29.5 x 16/17 cm, Capacity 40 L by Cs4

49 x 30 x 16 cm Capacity 38 L K-Drive Slant 147

H4 Mounting Bracket Kit

### PART #

630-0027

630-147H4

630-40H4

### RETAIL

\$480.95-H

\$159.95-H



630-0027

## VTX1800F/N (05-08)

- Requires H11 bracket (sold separately)

### SADDLEBAG DIMENSIONS

49 x 29.5 x 16/17 cm, Capacity 40 L by Cs4

39 x 27 x 16 cm, Capacity 40 L by K-Drive 149

H4 Mounting Bracket Kit

### PART #

630-0027

630-149H11

630-40H11

### RETAIL

\$397.95-H

\$510.95-H

\$159.95-H



630-149 (H11)



630-0029

## VN800 VULCAN (95-06) /CLASSIC

- Requires K1 bracket (sold separately)

### SADDLEBAG DIMENSIONS

49 x 29 x 16 cm, Capacity 39 L by Cs4  
4 x 28 x 17 cm, Capacity - 40 L by K-Drive 137

Mounting Bracket Kit

### PART #

630-0029  
630-137K1

### RETAIL

\$397.95-H  
\$480.95-H  
\$159.95-H



630-0033

## VN900 VULCAN (06 & NEWER)

- Requires K6 bracket (sold separately)

### SADDLEBAG DIMENSIONS

52 x 31.8 x 18 cm, Capacity 51 L by Cs4

Mounting Bracket Kit

### PART #

630-0033  
630-40K6

### RETAIL

\$407.95-H  
\$159.95-H



630-HC138K2

## VN1500 /CLASSIC (95-08)

- Requires K2 bracket (sold separately)

### SADDLEBAG DIMENSIONS

52 x 31.8 x 18 cm, Capacity 51 L by Cs4  
48 x 33.5 x 18 cm, Capacity - 52 L by K-Drive Round 138

Mounting Bracket Kit

### PART #

630-0033  
630-138K2  
630-40K2

### RETAIL

\$407.95-H  
\$540.95-H  
\$159.95-H



630-0027

## VN1500/VN1600 VULCAN MEANSTREAK

- Requires S4 bracket (sold separately)

### SADDLEBAG DIMENSIONS

49 x 29.5 x 16/17 cm, Capacity 40 L by Cs4  
49 x 30 x 16 cm, Capacity - 38 L K-Drive Slant 147  
49 x 30 x 16 cm, Capacity - 38 L K-Drive Slant 147 Lockable

Mounting Bracket Kit

### PART #

630-0027  
630-147S4  
630-2902  
630-40S4

### RETAIL

\$397.95-H  
\$510.95-H  
\$510.95-H  
\$159.95-H



630-0030

## VN1600 CLASSIC

- Requires K4 bracket (sold separately)

### SADDLEBAG DIMENSIONS

50 x 30 x 17 cm, Capacity 49 L per set by Cs4  
50 x 30 x 16 cm, Capacity - 49 L by K-Drive Slant 150

Mounting Bracket Kit

### PART #

630-0030  
630-150K4  
630-40K4

### RETAIL

\$407.95-H  
\$580.95-H  
\$159.95-H



630-150 (k4/k5)

## VN2000 (04-10)

- Requires K4 bracket (sold separately)

### SADDLEBAG DIMENSIONS

50 x 30 x 17 cm, Capacity 49 L by Cs4  
50 x 30 x 16 cm, Capacity - 49 L by K-Drive Slant 150

Mounting Bracket Kit

### PART #

630-0030  
630-150K5  
630-40K5

### RETAIL

\$407.95-H  
\$480.95-H  
\$159.95-H



630-147 (s4)



630-2902 Lockable

## VZ800 MARAUDER (97-04)

- Requires S1 bracket (sold separately)

### SADDLEBAG DIMENSIONS

49 x 29.5 x 16/17 cm, Capacity 40 L by Cs4

49 x 30 x 16 cm, Capacity - 38 L by K-Drive Slant 147

Mounting Bracket Kit

### PART #

630-0027

630-147S1

630-40S1

### RETAIL

\$397.95-H

\$480.95-H

\$159.95-H



630-0027

## C50 BOULEVARD & INTRUDER (06-10) / INTRUDER C800 / C50 (06 & NEWER)

- Requires S6 bracket (sold separately)

### SADDLEBAG DIMENSIONS

52 x 31.8 x 18 cm, Capacity 51 L by Cs4

52 x 32 x 18 cm, Capacity - 50 L by K-Drive Slant 153

Mounting Bracket Kit

### PART #

630-0033

630-153S6 (picture on next page)

630-40S6

### RETAIL

\$407.95-H

\$159.95-H



630-147 (s4/s7))

## VL800 VOLUSIA INTRUDER (01-04) & VL800 BOULEVARD C50 (05-10) / M800 (-05)

- Requires S3 bracket (sold separately)

### SADDLEBAG DIMENSIONS

52 x 31.8 x 18 cm, Capacity 51 L by Cs4

52 x 32 x 18 cm, Capacity - 52 L by K-Drive Round 138

Mounting Bracket Kit

### PART #

630-0033

630-138S3

630-40S3

### RETAIL

\$407.95-H

\$540.95-H

\$159.95-H



630-0033

## VZ800 & BOULEVARD M50 (06-09) / INTRUDER M800 / M50 (06-09)

- Requires S7 bracket (sold separately)

### SADDLEBAG DIMENSIONS

49 x 29.5 x 16/17 cm, Capacity 40 L by Cs4

49 x 30 x 16 cm, Capacity - 38 L K-Drive Slant 147

49 x 30 x 16 cm, Capacity - 38 L Slant 147 Lockable

Mounting Bracket Kit

### PART #

630-0027

630-147S7

630-3403

630-40S7

### RETAIL

\$397.95-H

\$510.95-H

\$510.95-H

\$159.95-H



630-3403 Lockable

## M800 / M50 (2010 & NEWER)

- Requires S10 bracket (sold separately)

### SADDLEBAG DIMENSIONS

46 x 31 x 17 cm, Capacity 41 L by Cs4

Mounting Bracket Kit

### PART #

630-0034

630-40S10

### RETAIL

\$397.95-H

\$159.95-H



630-145 (s2)

## C1500LC INTRUDER & C90 BOULEVARD (06-08)

- Requires S2 bracket (sold separately)

### SADDLEBAG DIMENSIONS

49 x 29.5 x 16/17 cm, Capacity 40 L by Cs4

48 x 30 x 16 cm, Capacity - 46 L by K-Drive Round 145

Mounting Bracket Kit

### PART #

630-0027

630-145S2

630-40S2

### RETAIL

\$397.95-H

\$540.95-H

\$159.95-H

## BOULEVARD M1500 / M90 (2009 & NEWER) & INTRUDER M1500 / VZ1500

- Requires S9 bracket (sold separately)

### SADDLEBAG DIMENSIONS

52 x 31.8 x 18 cm, Capacity 51 L by Cs4

52 x 32 x 18 cm, Capacity - 50 L by K-Drive Slant 153

Mounting Bracket Kit

### PART #

630-0033

630-153S9 (picture on next page)

630-40S9

### RETAIL

\$407.95-H

\$159.95-H



630-0034



## SUZUKI SADDLEBAGS



630-0027

### VZ1600 MARAUDER / VZ1600 INTRUDER / M1600 BOULEVARD & M95 (04-05)

- Requires S4 bracket (sold separately)

#### DESCRIPTION

49 x 29.5 x 16/17 cm, Capacity 40 L by Cs4

49 x 30 x 16 cm, Capacity - 38 L by K-Drive Slant 147

49 x 30 x 16 cm, Capacity - 38 L by K Drive Slant 147 Lockable

Mounting Bracket Kit

#### TCI#

630-0027

630-147S4

630-2902

630-40S4

#### RETAIL

\$397.95-H

\$510.95-H

\$510.95-H

\$159.95-H



630-0033

### C1800R (2008 AND NEWER), VLR / VRZ1800 / C109R

- Requires S8 bracket (sold separately)

#### DESCRIPTION

52 x 31.8 x 18 cm, Capacity 51 L by Cs4

52 x 32 x 18 cm, Capacity - 50 L by K-Drive Slant 153

Mounting Bracket Kit

#### TCI#

630-0033

630-153S8

630-40S8

#### RETAIL

\$407.95-H

\$580.95-H

\$159.95-H



630-147 (s4/s7)

### M1800R / M109R (06-09)

- Cs4 Saddlebag dimensions: per set
- K-Drive Slant 147 dimensions: per set
- Requires S5 bracket (sold separately)

#### DESCRIPTION

49 x 29.5 x 16/17 cm, Capacity 40 L by Cs4

49 x 30 x 16 cm, Capacity - 38 L K-Drive Slant 147

49 x 30 x 16 cm, Capacity - 38 L K-Drive Slant 147 Lockable

Mounting Bracket Kit

#### TCI#

630-0027

630-147S5

630-3404

630-40S5

#### RETAIL

\$397.95-H

\$480.95-H

\$510.95-H

\$159.95-H



630-153 (s8)



630-HC147S5



630-3404

## TRIUMPH SADDLEBAGS



630-0030

### SPEEDMASTER & BONNEVILLE AMERICA

- Requires T1 bracket (sold separately)

#### DESCRIPTION

50 x 30 x 17 cm, Capacity 49 L by Cs4

50 x 30 x 16, Capacity - 49 L by K-Drive Slant 150

Mounting Bracket Kit

#### TCI#

630-0030

630-150T1

630-40T1

#### RETAIL

\$407.95-H

\$620.95-H

\$159.95-H

### BONNEVILLE / T100

- Requires T4 bracket (sold separately)

#### DESCRIPTION

52 x 31.8 x 18 cm, Capacity 51 L by Cs4

Capacity 52 L by K-Drive Round 138

50 x 30 x 17 cm, Capacity 49 L by Cs4

50 x 30 x 16 cm, Capacity 49 L by K-Drive Slant 150

Mounting Bracket Kit

#### TCI#

630-0033

630-138T4 (picture on next page)

630-0030

630-150T4

630-40T4

#### RETAIL

\$407.95-H

\$407.95-H

\$580.95-H

\$159.95-H



630-150 (T1/T2/T4)

# TRIUMPH SADDLEBAGS



## THUNDERBIRD

- Requires T5 bracket (sold separately)

### DESCRIPTION

46 x 31 x 17 cm, Capacity 41 L by Cs4

Mounting Bracket Kit

TCI#  
630-0034

RETAIL  
\$397.95-H

630-40T5

\$159.95-H



630-0034

## ROCKET 3

- Requires T2 bracket (sold separately)

### DESCRIPTION

49 x 29.5 x 16/17 cm, Capacity 40 L by Cs4

49 x 30 x 16 cm, Capacity - 38 L by K-Drive Slant 147

50 x 30 x 17 cm, Capacity 49 L by Cs4

50 x 30 x 16 cm, Capacity - 49 by K-Drive Slant 150

Mounting Bracket Kit

TCI#  
630-0027

RETAIL  
\$397.95-H

630-147T2

\$540.95-H

630-0030

\$407.95-H

630-150T2

\$580.95-H

630-40T2

\$159.95-H



630-0027



630-HC147T2



630-HC138T4



630-0033

# YAMAHA SADDLEBAGS

## XVS650A DRAG STAR / V-STAR 650 CLASSIC

- Requires Y2 bracket (sold separately)

### DESCRIPTION

49 x 29.5 x 16/17 cm, Capacity 40 L by Cs4

Mounting Bracket Kit

TCI#  
630-0027

RETAIL  
\$397.95-H

630-40Y2

\$159.95-H



630-0029

## DRAGSTAR / V-STAR 650 CUSTOM

- Requires Y7 bracket (sold separately)

### DESCRIPTION

49 x 29 x 16 cm, Capacity 39 L by Cs4

Mounting Bracket Kit

TCI#  
630-0029

RETAIL  
\$397.95-H

630-40Y7

\$159.95-H



630-3900 Lackable

## MIDNIGHT STAR 950 (XVS 950A) & V-STAR 1300 & MIDNIGHT STAR 1300 (08-09)

- Requires Y9 bracket (sold separately)

### DESCRIPTION

52 x 31.8 x 18 cm, Capacity 51 L by Cs4

52 x 32 x 18 cm, Capacity - 50 L K-Drive 153 Slant Lockable

Mounting Bracket Kit

TCI#  
630-0033

RETAIL  
\$407.95-H

630-3900

\$540.95-H

630-40Y9

\$159.95-H



## YAMAHA SADDLEBAGS



630-147Y3

### V-STAR 1100 CLASSIC & DRAG STAR 1100, & ROAD STAR 1600 / WILD STAR 1600

- Requires Y3 bracket (sold separately)

#### DESCRIPTION

49 x 29.5 x 16 cm, Capacity - 38 L by K-Drive 147 Slant

49 x 29.5 x 16/17 cm, Capacity 40 L by Cs4

48 x 30 x 16 cm, Capacity - 46 L by K-Drive Lockable Round 145

52 x 31.8 x 18 cm, Capacity 51 L by Cs4

52 x 32 x 18 cm, Capacity - 50 L by K-Drive 153 Slant

#### TCI#

630-147Y3

630-0027

630-3801

630-0033

630-153Y3

#### RETAIL

\$510.95-H

\$397.95-H

\$530.95-H

\$407.95-H

\$580.95-H



630-0027

### ROADLINER 1900 & MIDNIGHT STAR 1900 (XV1900A)

- Requires Y8 bracket (sold separately)

#### DESCRIPTION

52 x 31.8 x 18 cm, Capacity 51 L by Cs4

52 x 32 x 18 cm, Capacity - 50 L by K-Drive 53 Slant Bag

#### TCI#

630-0033

630-153Y8

630-40Y8

#### RETAIL

\$407.95-H

\$580.95-H

\$159.95-H



630-153 (Y3/Y8)



630-0033



630-3801 Lockable

## UNIVERSAL SADDLEBAGS



630-CIL135

### K-DRIVE UNIVERSAL SADDLEBAG

- Strapped together with draw string adjustments
- Made of Waterproof Iparex
- Grips and Straps made with Leather

#### PART #

630-CIL135

630-2037

#### DIMENSIONS

37 x 25 x 16 cm

37 x 33.5 x 18 cm

#### CAPACITY

30 L per Set

42 L per set

#### RETAIL

\$259.95-H

\$329.95-H



630-2037




## RIDGID MOUNT SADDLE BAGS

Designed for a perfect custom fit with a molded ABS plastic back and bottom support that mounts directly to the frame or struts. Specific fit applications hug the frame; every bag is specially built to fit each bike model perfectly. Designed for heavier loads and maximum durability. Inner stiffeners and rigid back maintain bag shape even when empty. Carefree design is waterproof and cleans easily with a damp cloth. All hardware is included and bags have integral built-in turn signals as required.

Model	Years	Standard Desperado	Standard Cruiser	Large Desperado	Signal Relocation
<b>Harley Davidson</b>					
Dynaglide '91-95	91-95	630-5015			Yes
Sportster '83-93	85-93	630-5005			Yes
<b>Honda</b>					
Ace 750 **	97-02	630-5017	630-5017P		No
Ace 1100 Classic	94-02	630-5001			Yes
AERO 1100	98-02				No
Shadow 1100, Spirit 87-00	87-02	630-5001			Yes
VALKYRIE	97-02			630-5059	Yes
<b>Suzuki</b>					
Intruder (700/750/800/1400)	85-02	630-5009			No
Intruder 1500 LC	98-02			630-5058	No
<b>Yamaha</b>					
Vstar (DragStar) 650 Classic & Custom	96-02	630-5018			No

\*\* - Does not fit with Hondaline accessory rack and backrest



## LUGGAGE

### K-DRIVE UNIVERSAL FORK BAG

- Made of waterproof Iparex, Straps made of leather

DESCRIPTION	DIMENSIONS	TCI #	RETAIL
PVC Reinforced Standard fork bag	26 x 10 cm	630-CIL121	\$66.95-H
PVC Reinforced Standard fork bag	30 x 12 cm	630-CIL120	\$69.95-H
Non Reinforced Standard fork bag	33 x 10 cm	630-CIL118	\$75.95-H



630-CIL121



630-CIL120



630-CIL118

## K-DRIVE REPLACEMENT PARTS

DESCRIPTION	TCI PART #	RETAIL
K-Drive 147H1 Bolt Kit	630-147H1BOLTS	\$29.95-H
K-Drive 147S1 Bolt Kit	630-147S1BOLTS	\$29.95-H
K-Drive 147Y3 Bolt Kit	630-147Y3BOLTS	\$29.95-H
K-Drive 150H7 Bolt Kit	630-150H7BOLTS	\$56.95-H
K-Drive 150H9 Bolt Kit	630-150H9BOLTS	\$29.95-H
K-DRIVE 152H10 BOLT KIT	630-152H10BOLTS	\$59.95-H
K-Drive CL0 Complete Click System with lock & keys (both sides)	630-CL0	\$120.00-H
K-Drive CL1 Main Outer Frame (ea)	630-CL1	\$20.00-H
K-Drive CL2 Frame for Click Mechanism (ea)	630-CL2	\$12.00-H
K-Drive CL3 Click Mechanism (ea)	630-CL3	\$12.00-H
K-Drive CL4 Triangle Click Hook (ea)	630-CL4	\$7.50-H
K-Drive CL4 Inside Mounting Button (ea)	630-CL5	\$2.00-H
K-Drive replacement Lock and key (one side)	630-HC-LOCK	\$20.00-H
K-Drive replacement Cardboard Box	630-HC-BOX	TBA
K-Drive Lock Mounting Ring (ea)	630-Lockring	\$3.95-H



**630-CL0** - Complete System  
Shown mounted



**630-CL1** - Main Outer Frame



**630-CL2** - Frame for Click  
Mechanism

**630-CL3** - Click Mechanism



**630-CL4** - Triangle Click  
Hook



**630-CL5** - Inside Mounting  
Button



**630-HC-LOCK**  
Lock and Key

## LUGGAGE & BAGS

### CLASSIC TRAVEL TRUNK

630-5500

\$99.95-J



- Large capacity trunk designed for easy mounting on rear rack, trunk, or seat. Classic styling with conchos.
- Includes removable water-proof inner carry bag with handles.

### DOWCO HELMET BAG

726-0001

\$19.95-J

Durable nylon that is water-repellent. The DOWCO Helmet bag features a soft fleece lining, zipping closure and helmet D-Ring access that lets you securely lock it to the bike. Sized to fit all full-faced and duck billed helmets. Available in midnight black.



### SPI HELMET BAG

726-0002

\$19.95-J

- 240 D nylon shell
- Water repellent
- White imitation sheepskin lining





# SISSY BAR BAGS

## CLICK AND LOCK SISSY BAR & SISSY BAR BAG

\$369.95-H

### SISSY BAR

- Chromed 7/8" tubes
- Duplex chromed
- Mounting hardware and chromed end caps included

### CLICK & LOCK SISSY BAR BAG

- Made of strong waterproof Iporex
- Reinforced PVC inside to help retail bag shape when empty
- Straps and grips made of leather
- Rigid backside on which click and lock system is mounted
- Lock to secure click and lock system on interior of bag
- 2 keys to lock system
- Dimensions: 27 x 37 x 14 cm, 16 L Capacity



### FITMENT

HONDA  
YAMAHA  
YAMAHA

### MODEL

VT750 C4/5 Aero >2004  
V-Star / Drag Star 650 Classic  
V-Star / Drag Star 1100 Classic

### PART #

630-HCSSBH10  
630-HCSSBY2  
630-HCSSBY3



## K-DRIVE UNIVERSAL S2 SISSY BAR BAG

630-S2

\$139.95-H

- Features 2 elastic straps with velcro to allow this form retaining bag to fit on almost any Sissy Bar.
- Made of waterproof Iporex
- Dimensions 26 cm x 29 x 15 cm
- 16 L Capacity



Back view

## K-DRIVE UNIVERSAL SISSY BAR/RUCKSACK BAG

- 20 cm x 30 x 13 cm
- A holder is fixed on the rucksacks/sissy bar bag so that it can be pulled over the sissy bar and fastened securely by means of the bellyband.

### DESCRIPTION

Waterproof Iporex Leather Look  
Waterproof Nylon

### TCI

630-R2  
630-R3

### RETAIL

\$ 89.95-H  
\$125.95-H



630-R3



630-R2 mounted on bike

## TRAVELCADE CLASSIC SISSY BAR POUCH

- The Classic bags have plenty of room for the extra things that get left behind. The Tool Bag mounts quickly & easily with the straps provided. The Sissy Bar Pouch has a convenient lace up harness that lets you attach it to all popular sissy bars. The western style buckle & fringe accent are a classic look.
- Sissy Bar Pouch measures 8" x 10" x 3.5"

### DESCRIPTION


Sissy Bar Pouch with Concho  
Sissy Bar Pouch for Cruiser

### TCI#

630-5630  
630-5600

### RETAIL

\$39.95-J  
\$29.95-J



## K-DRIVE NOMAD TOP ROLLCASES

Nomad cases have a built-in frame and are made of strong, waterproof polyester textile, doubled with foam. To retain their shape, they have been strengthened with PVC on the inside. This also adds additional protection against rain.

- Mounted on the standard carrier by heavy duty Velcro strips and an elastic adjustable belt.



MAKE	MODEL	SIZE	PART #	RETAIL
SUZUKI	DL 650 / 1000 V-Stro	42L	630-NOMAD1S50	\$239.95-H
YAMAHA	FJR 1300	42L	630-NOMAD1Y51	\$239.95-H
SUZUKI	DL 650 / 1000 V-Strom	57L	630-NOMAD2S50	\$249.95-H
YAMAHA	FJR 1300	57L	630-NOMAD2Y51	\$249.95-H
Optional Inner Bag		42L	630-NOMADIBAG	\$ 39.95-H

## LUGGAGE - TOURING ACCESSORIES



### K-DRIVE NOMAD TANK BAG

630-TB2-2 \$199.95-H

- Luxury, expandable tank bag with small power magnets
- Features 2 outside pockets and an integrated rain cover
- Capacity 14 L, expandable to 22 L
- Dimensions: 38.5 x 22.5 x 13/18 cm (+ 8 cm expandable)

Fits bikes with wide handlebars such as:  
BMW GS Models, Suzuki V-Strom, Honda STX1300, etc



### K-DRIVE MAGNETIC NEXT LEVEL TANK BAG

630-COMBI1M \$129.95-H

- Dimensions 35 x 23 x 12 cm
- Capacity 11 L
- Features 6 powerful magnets to keep bag in place
- comfort, magnetic map holder
- ergonomic rubber grip
- reinforced with high density foam



### SIDE BAGS FOR NEXT LEVEL TANK BAG

630-COMBI2 \$59.95-H

These side bags can be attached to the next-level tank bag above. They come equipped a backside that is doubled with anti-slip and also feature a magnet in the front, to hold them down, when riding at higher speeds.



### K-DRIVE MAGNETIC GPS TANK BAG

630-COMBI3M \$65.95-H

- Holds hand-held GPS units
- Dimensions : 14 x 8 x 2.5 cm

### K-DRIVE REVERSIBLE MAP HOLDER

630-MAP3 \$49.95-H

- Reversible map holder with suction cups
- Map holder is transparent on both sides which allows you to look at either side of the map.
- Zippers close
- Has an extra pocket with zipper to hold additional documents



## Dowco Fastrax Luggage



### FEATURES DOWCO COLOUR MATCHING DESIGN SYSTEM®

- \* A unique pocket designed and sewn into the interior of each piece of luggage that holds one 2 1/2" x 4" colour swatch. Each Luggage piece comes with 9 different colour swatches so you can match your gear to your bike!

### SPORT AND ADVENTURE LUGGAGE - ELITE SERIES

Dowco's line of Fastrax® Elite Sport and Adventure Luggage is ergonomically designed and complete with Limited Lifetime Warranty and built from rugged 1680 denier polyester.

#### SADDLEBAG

- Features waterproof zippers, lockable molded zipper pulls and a sewn in rain hood.
- Waterproof zippers and lockable molded zipper pulls.No-slip scratch resistant padded backing .
- Removable full sized map panel.
- Includes shoulder strap for easy carrying.
- Adjustable heat shields.
- Four inches of drop down adjustable expansion.

SIZE  
16.5" x 8" x 7"

EXPANDED SIZE  
16.5" x 8" x 11"

TCI#  
630-9102

RETAIL  
\$214.95-J



#### TAIL BAG

- Nine colour swatches.
- No-slip scratch resistant padded base.
- Includes pull out style back pack sling.
- Features waterproof zippers and lockable molded zipper pulls and comes with an attached sewn-in rain hood.
- Four inches of adjustable expansion.

DESCRIPTION  
16" x 11" x 6"

EXPANDED SIZE  
16" x 11" x 10"

TCI #  
630-9101

RETAIL  
\$150.95-J



#### TANK BAG

- Features waterproof zippers, lockable molded zipper pulls and a sewn in rain hood.
- Magnetic & Strap Mount
- No-slip scratch resistant padded base.
- Removable full sized map panel.
- Includes pull out style back pack sling.
- Audio/Electronic port and storage.
- Nine colour swatches.
- Four inches of adjustable expansion.

DESCRIPTION  
14" x 9.5" x 6"

EXPANDED SIZE  
14" x 9.5" x 10"

TCI #  
630-9100

RETAIL  
\$161.95-J



#### HYDRATION BLADDER

- Compatible with the Elite Tank Bag above
- 1 liter of capacity

630-9103

\$19.95-J





## FASTRAX BACK PACK

630-9200

\$97.95-J

- Dimensions 19"W x 12"H x 6"H
- Generously sized to hold books, laptop, phone, music player and more.
- Constructed of durable ballistic polyester.
- Includes durable, detachable external helmet/accessory bag and large custom zipper pulls.
- Sleek aerodynamic design.
- 4 added storage pockets on front of bag.
- Reflective piping, headphone port, key clips, cell phone pockets.
- Padded internal pocket for laptop.



## MTN BACK COUNTRY BACKPACK

\$99.95-H

- 1200 cubic inches of space
- Internal hydration pocket with hose port, External Shovel blade pocket with draining mesh and external adjustable holster for shovel handle, ice axe, or probe
- Adjustable sternum strap and waist belt for added torso support

TCI PART #  
468-1292  
468-1293  
468-1298  
468-1301

COLOR  
Yellow Logo  
Green Logo  
Silver Logo  
Orange Logo



## SHERPA GEAR BAG

468-1313

\$159.95-H

- 1100 cubic inches of space measures 30 x 14 x 27"
- Vented helmet and boot compartments, mesh goggle pocket



Sherpa Bag

## CASTLE GEAR BAG

626-4065

\$69.95-I

- Constructed of heavy-duty nylon exterior
- Nylon mesh side pockets
- Hand and removable shoulder straps
- Dimensions: 36 " x 18" x 18"



## LUGGAGE & BAGS - BAGS

### TOURING BAGS (SADDLE & SEAT BAG)

- Deluxe touring bag, made by Dow Canvas in the US.
- Extra large size for carrying all your necessities.
- Top quality construction for years of use.
- Ideal for ATV's, UTV's and Snowmobiles

**SPECIAL PRICING**

#### DESCRIPTION

Midnight black with red piping

Midnight black with purple piping

Midnight black

#### PART #

626-7230

626-7240

626-7290

#### RETAIL

\$99.95-J

\$99.95-J

\$99.95-J



### SNOWMOBILE SADDLEBAG

626-6600

\$42.95-H

- Universal - fits over most snowmobile seats
- Black 600D woven polyester with 2 polyurethane coatings
- Laminated with foam
- 15" Long x 12" High x 5" Deep
- Heavy duty nylon zipper with storm flap



### RSI VENTED STORAGE BAG

626-7001

\$22.95-H

Universal vented storage bag has mesh opening to allow warm air from under-the-hood engine heat to warm/thaw items in bag. Great for wet goggles and gloves to thaw out while riding. Makes them nice and warm when putting them back on.

- Universal self adhesive & rivet mounting kit included.
- Mounts under most snowmobile hoods with a 10" X 6" mounting area above engine assembly. May also be mounted to side panels or belly pan.
- Made with heavy duty nylon and mesh materials.



### CARRY-ALL HANDLEBAR BAG

626-6800

\$23.95-H

- Black 600D polyester weave with 2 polyurethane coatings
- 5 mm laminated foam 840/680
- 11" x 11 3/4" x 4 1/4"



### HANDLEBAR RISER HEATED BAG

626-6801

\$78.95-H

- Fits Ski Doo OEM 860.200.299 REV-XP Summit, REV Summit REV-XU Tundra (Sport, LT) models
- 2 liter (0.5 US gallons) capacity



# LUGGAGE & BAGS - BAGS



## FLY TOOL BAG KIT

625-1500

\$64.95-J

- An exceptional designed "Tool Fanny Pack" is manufactured using "smart fabric technology."
- Measures 7 x 10 x 3" and will carry a wide range of tools, up to 15 pieces or more.
- Will fit waist sizes 24"-58" with quick release buckle system.
- High Vision reflective webbing.
- Available in Black only. (tools not included)



## WINDSHIELD BAGS

### POLARIS ORIGINAL HOOD

626-6068

\$19.95-H

- Fits Polaris Models built from 1988-98
- 3 zippered compartments
- Purple in color



### POLARIS EVOLVED CHASSIS

626-6024

\$19.95-H

## RUMBLE SEAT ANGLE TRUNK

627-1001

\$74.95-H

An excellent option for passengers and tall riders.

- High density foam covered in special cold weather vinyl.
- Can be adapted to use with most back rests.
- Recommended for passengers under 125 lbs.

