

ARCTIC CAT CLUTCHING

DALTON "TA" TEAM ARCTIC CAT HELIX

- 2016 Arctic Procross, direct replacement

The 2016+ Arctic Models have new Team/Arctic clutches for both primary and secondary.

There are various TEAM clutches, these TA model helixes are only for the Arctic Cat 2016 type, not Team Tied, Polaris Team versions or other

Factory Team/Arctic style cut 4-Stroke				Progressive Cut			Electronic		
Angle	*stock 2016 ZR9000 helix		Angle	Angle	Angle	Angle	Angle	Reverse Angle	
TA 44	TA 54-46.20	TA 50-47.36	TA 70-49.36	TA 46/40 P	TA 50/40 P	TA 52/46 P	TA 58/42 P	TA 44/47 P	TA 45/51 P
TA 54-45.36	TA 47	TA 48	TA 74-49.36	TA 46/42 P	TA 50/42 P	TA 52/48 P	TA 58/46 P	TA 44/49 P	TA 46/52 P
TA 60-45.36	TA 58-47.15	TA 64-48.20	TA 68-50.20	TA 48/40 P	TA 50/44 P	TA 54/44 P	TA 60/46 P	TA 44/55 P	TA 48/52 P
TA 62-45.36	TA 56-47.15	TA 68-48.36	TA 66-51.20	TA 48/42 P	TA 50/46 P	TA 54/46 P			
TA 65-45.36	TA 60-47.15	TA 60-49.20	TA 70-51.20	TA 48/44 P	TA 52/42 P	TA 56/44 P			
TA 46	TA 66-47.20	TA 66-49.20 *		TA 50/38 P	TA 52/44 P	TA 56/48 P			

Factory Team/Arctic style cut 2-Stroke				Progressive Cut			Electronic		
Angle	* Stock helix listed for M8000/** Stock helix listed for ZR8000	Angle	Angle	Angle	Angle	Angle	Angle	Reverse Angle	
TA 42-38.36 ER	TA 50/46.36 ER	TA 56-48.36 ER	TA 50 ER	TA 46/40 P ER	TA 50/40 P ER	TA 52/46 P ER	TA 56/48 P ER	TA 42/45 P ER	TA 48/52 P ER
TA 40 ER	TA 49-46.36 ER	TA 58-48.20 ER	TA 68-50.20 ER	TA 46/42 P ER	TA 50/42 P ER	TA 52/48 P ER	TA 58/46 P ER	TA 43/47 P ER	TA 48/53 P ER
TA 43 ER	TA 47 ER	TA 64-48.20 ER	TA 51 ER	TA 48/40 P ER	TA 50/44 P ER	TA 54/44 P ER	TA 58/48 P ER	TA 45/50 P ER	TA 48/56 P ER
TA 45 ER	TA 49-47.36 ER	TA 68-48.20 ER	TA 70-51.20 ER	TA 48/42 P ER	TA 50/46 P ER	TA 54/46 P ER	TA 58/50 P ER	TA 47/50 P ER	TA 50/54 P ER
TA 62-45.36 ER	TA 50-47.20 ER	TA 49 ER	TA 52 ER	TA 48/44 P ER	TA 50/48 P ER	TA 54/48 P ER			
TA 65-45.36 ER	TA 50-47.36 ER	TA 60-49.20 ER	TA 53 ER	TA 49/46 P ER	TA 52/42 P ER	TA 56/44 P ER			
TA 46 ER	TA 68-47.20 ER	TA 62-49-36 ER	TA 65-53.20 ER	TA 50/38 P ER	TA 52/44 P ER	TA 56/46 P ER			
TA 50-46.20 ER	TA 48 ER *	TA 66-49.20 ER**	TA 62 ER						
TA 69/46.20 ER	TA 51-48.36 ER	TA 70-49.36 ER							

DALTON "AP" HELIX

- 2012-2015 Pro-cross, direct replacement

No porosity and extremely strong aluminum alloy. The final machined part has maximum strength and durability to handle big horsepower. These AP models are a one piece, direct bolt in replacement helix. Use the same factory spring spacer washers as the stock helix. The latest Gen 2 version (Jan. 2013) has some new features such as a slightly different spring pocket, and will accept some aftermarket torsion bearings.

AR Helix Cut similar to the factory helix				AR Helix (Progressive Cut) Full progressive cut - no straight portion			
Angle	Angle	Angle	Angle	Angle	Angle	Angle	Angle
AP 38	AP 44/42	AP 48/38	AP 52/38	AP 42/36 P	AP 47/39 P	AP 50/36 P	AP 52/44 P
AP 40	AP 45/37	AP 48/40	AP 52/40	AP 44/36 P	AP 47/40 P	AP 50/38 P	AP 52/46 P
AP 40/34	AP 46	AP 48/42	AP 52/42	AP 44/40 P	AP 48/36 P	AP 50/40 P	AP 54/38 P
AP 40/36	AP 46/36	AP 48/43	AP 52/44	AP 46/36 P	AP 48/37 P	AP 50/42 P	AP 54/40 P
AP 40/38	AP 46/38	AP 49/37	AP 52/46	AP 46/38 P	AP 48/38 P	AP 50/44 P	AP 54/42 P
AP 42/34	AP 46/40	AP 49/43	AP 54/38	AP 46/40 P	AP 48/39 P	AP 50/46 P	AP 54/44 P
AP 42/36	AP 46/42	AP 50	AP 54/40	AP 46/42 P	AP 48/40 P	AP 52/36 P	AP 56/42 P
AP 42/38	AP 46/43	AP 50/36	AP 54/44	AP 46/44 P	AP 48/42 P	AP 52/38 P	AP 56/50 P
AP 42/40	AP 46/44	AP 50/38	AP 54/46	AP 47/37 P	AP 48/44 P	AP 52/40 P	AP 58/40 P
AP 44	AP 47/37	AP 50/40	AP 56/38	AP 47/38 P	AP 49/44 P	AP 52/42 P	AP 58/44 P
AP 44/36	AP 47/43	AP 50/42					
AP 44/38	AP 48	AP 50/44					
AP 44/40	AP 48/36	AP 50/46					

AR Helix Reverse Angle (Backward Cut)				AR Helix (Reverse Angle) Progressive Cut		
Angle	Angle	Angle	Angle	Angle	Angle	Angle
AP 36/44	AP 38/44	AP 38/50	AP 42/48	AP 36/44P	AP 36/48P	AP 40/44P
AP 36/46	AP 38/46	AP 40/44		AP 36/46P	AP 38/46P	




ARCTIC CAT CLUTCHING

DALTON "CR" HELIX

- 09-11 Arctic Cat 2 stroke models w/electronic engine reverse – (tubular type)

These models require a notch in the ramp for when the engine turns backwards for reverse. CR electronic reverse notched version helixes are NOT for use with aftermarket torsional springs or conversion cap kits! The torsional force will not allow the reverse to engage the notch properly.

CR Helix Angle	Electronic Reverse Angle	CR Helix Progressive Angle	Electronic Reverse Progressive Angle
CR 34	CR 46/36	CR 32/34	CR 36/48
CR 36	CR 46/38	CR 32/42	CR 38/42
CR 38	CR 46/40	CR 36/40	CR 38/44
CR 40	CR 46/40-36	CR 36/42	CR 38/46
CR 40/34	CR 46/42-38	CR 36/44	CR 40/44
CR 40/36	CR 48/38	CR 36/46	CR 40/48
CR 42	CR 48/40		
CR 42/36	CR 50/36		
CR 42/38-34	CR 50/38		
CR 42/38	CR 52/38		
CR 44	CR 54/36		
CR 44/34	CR 54/42		
CR 44/38	CR 54/46		
CR 44/41-39	CR 54/50		
CR 46/34			



DALTON "A" HELIX

- Pre '05 models with non-ACT secondary clutch.



A Helix Angle	46 / 38	50 / 48	53 / 49	55 / 48	57 / 34	58 / 34	59 / 54	61 / 38	62 / 55	64 / 56
36	46 / 38	50 / 48	53 / 49	55 / 48	57 / 34	58 / 34	59 / 54	61 / 38	62 / 55	64 / 56
38	46 / 40	51	53 / 50	55 / 49	57 / 36	58 / 36	59 / 55	61 / 41	62 / 56	64 / 58
38 / 32	47	51 / 45	53 / 51	55 / 50	57 / 38	58 / 38	60	61 / 45	62 / 57	65 / 30
39	47 / 45	51 / 47	54	55 / 51	57 / 39	58 / 40	60 / 25	61 / 47	62 / 58	65 / 37
40	48	51 / 48	54 / 34	55 / 52	57 / 40	58 / 42	60 / 30	61 / 49	62 / 60	65 / 38
40 / 36	48 / 36	51 / 49	54 / 36	55 / 53	57 / 42	58 / 44	60 / 33	61 / 50	63 / 45	65 / 40
40 / 38	48 / 38	52	54 / 37	56	57 / 43	58 / 46	60 / 34	62 / 30	63 / 47	65 / 48
41	48 / 40	52 / 32	54 / 38	56 / 28	57 / 44	58 / 48	60 / 35	62 / 32	63 / 49	66 / 30
42	48 / 42	52 / 34	54 / 40	56 / 30	57 / 45	58 / 49	60 / 36	62 / 33	63 / 51	66 / 32
42 / 36	48 / 44	52 / 36	54 / 42	56 / 32	57 / 46	58 / 50	60 / 38	62 / 34	63 / 53	66 / 34
42 / 37	49	52 / 38	54 / 44	56 / 34	57 / 47	58 / 52	60 / 40	62 / 36	64 / 30	66 / 35
43	49 / 45	52 / 40	54 / 45	56 / 36	57 / 48	58 / 53	60 / 42	62 / 38	64 / 32	66 / 36
43 / 34	49 / 47	52 / 42	54 / 46	56 / 38	57 / 49	58 / 54	60 / 44	62 / 40	64 / 36	66 / 38
44	50	52 / 44	54 / 48	56 / 40	57 / 50	58 / 55	60 / 46	62 / 42	64 / 38	66 / 40
44 / 36	50 / 32	52 / 46	54 / 50	56 / 42	57 / 51	58 / 56	60 / 48	62 / 44	64 / 40	66 / 42
44 / 40	50 / 36	52 / 48	54 / 51	56 / 44	57 / 52	59	60 / 50	62 / 46	64 / 42	66 / 44
45	50 / 38	52 / 49	54 / 52	56 / 46	57 / 53	59 / 39	60 / 51	62 / 48	64 / 44	66 / 46
45 / 40	50 / 40	53	55	56 / 48	57 / 54	59 / 49	60 / 52	62 / 49	64 / 46	66 / 48
45 / 41	50 / 42	53 / 36	55 / 42	56 / 50	57 / 55	59 / 50	60 / 54	62 / 50	64 / 48	66 / 50
46	50 / 44	53 / 38	55 / 45	56 / 51	58	59 / 51	60 / 56	62 / 51	64 / 50	66 / 52
46 / 34	50 / 46	53 / 40	55 / 46	56 / 52	58 / 30	59 / 52	61	62 / 52	64 / 52	66 / 54
46 / 36	50 / 47	53 / 47	55 / 47	57	58 / 33	59 / 53	61 / 36	62 / 54	64 / 54	66 / 56
A Helix Reverse Angle (Backward Cut)										
38 / 42	44 / 46	47 / 52	48 / 58	49 / 54	50 / 56	53 / 55	53 / 60	55 / 58	55 / 62	
40 / 46	47 / 49	48 / 56	49 / 53	49 / 59	52 / 56	53 / 57	53 / 62	55 / 60	56 / 61	

ARCTIC CAT CLUTCHING

HARDENED STEEL HELIX CAM

Hardened steel cams combined with a steel needle bearing helps to eliminate any sliding friction or flex as found with plastic rollers working against aluminum cams.

ANGLE	PART #	ANGLE	PART #
44°	210-12637		
44° - 46°	210-12642		
46°	210-12636	54° - 50°	210-12644
48°	210-12641	56° - 40°	210-12648
48° - 44°	210-12646	56° - 50°	210-12633

TEFLON COATED HELIX CAM

Hard coated underneath, industrial teflon backed on top, makes these billet helixes last longer with improved acceleration and quicker downshifts.

ANGLE	PART #	ANGLE	PART #
38° - 34°	210-12406	45° - 42°	210-12405
40° - 36°	210-12408	46° - 42° - 38°	210-12409
42° - 38°	210-12404		


ERLANDSON ELIMINATOR - ADJUSTABLE HELIX FOR ARCTIC CAT 207-8097

- Quick and easy to adjust cam angles
- Fully adjustable from 45 to 53 degree
- Works with stock and all aftermarket roller faces except Aaen.
- No removal of anything to adjust angle
- Less than 1 minute to adjust angle
- 49 scribe lines for easy reference
- ¾ turn equals 1 degree of ramp angle



EPI ARCTIC CAT HELIX

Made from high quality tempered 357 aluminum which gives it superior strength and lasting durability. Anodized purple for an exciting performance look



TRIANGLE	
Part #	Angle
212-1112	54/52/50
212-1113	55/53/51
212-1114	57/53/51
212-1115	57/55/53/

QUAD-ANGLE	
Part #	Angle
212-1101	54/52/50/48
212-1102	55/53/52/50
212-1103	57/55/53/51

PROGRESSIVE HELIX	
Part #	Angle
212-1301	55/51

CLUTCH SPRINGS - ARCTIC CAT

EPI CLUTCH SECONDARY SPRINGS

ARCTIC CAT UP TO 2004 (PRE 2005)

- Designed from the highest quality materials.
- All EPI springs manufactured using a 5% tolerance which is the lowest in the industry

212-1903	White	@ 2 1/2" - 43 lb.	@ 1 1/4" - 88 lb.
212-1904	Green	@ 2 1/2" - 58 lb.	@ 1 1/4" - 119 lb.

ARCTIC CAT CLUTCHING

DALTON PRIMARY CLUTCH SPRINGS

Manufactured from high quality chrome silicon wire to exacting tolerances, stress relieved and shot-peened for long lasting durability.

PRE 2016

TCI #	MFG #	COLOR	LOAD @ 2.5"	LOAD @ 2.375"	LOAD @1.375"	LOAD @ 1.25"
	DPPS-B/GY	Black/Gray	100 lb	120 lb	290 lb	305 lb
238-5137	DPPS-W/G	White/Green	120 lb	125 lb	275 lb	300 lb
238-5126	DPPS-AQ/B	Aqua/Black		140 lb	330lb	
238-5100	DPPS-B/GD	Black/Gold	135 lb	147 lb	287 lb	310 lb
	DPPS AQ/W	Aqua/White	160 lb	325 lb		
238-5124	DPPS-R/B	Red/Black	150 lb	165 lb	300 lb	320 lb
	DPPS-AQ/S	Aqua/Silver		180 lb	335 lb	
238-5145	DPPS-R/S	Red/Silver		185 lb	300 lb	
	DPPS-AQ/R	Aqua/Red		193 lb	335 lb	

2016 AND NEWER

TCI #	MFG #	COLOR	LOAD @ 2.7"	LOAD @ 1.7"
238-5161	DAPS-W/O	White/Orange	105 lbs	240 lbs
	DAPS-W/R	White/Red	140 lbs	285 lbs
	DAPS-W/AQ	White/Aqua	145 lbs	275 lbs
238-5121	DAPS-W/V	White/Violet	95 lbs	255 lbs
	DAPS-W/S	White/Silver	120 lbs	280 lbs
	DAPS-W/BZ	White/Bronze	105 lbs	280 lbs
	DAPS-W/GD	White/Gold	158 lbs	285 lbs



EPI CLUTCH SECONDARY SPRINGS

ARCTIC CAT UPTO 2004 (PRE 2005)

- Designed from the highest quality materials.
- All EPI springs manufactured using a 5% tolerance which is the lowest in the industry

TCI #	COLOR	LOAD @ 2.5"	LOAD @ 1.25"
212-1903	White	43 lb.	88 lb.
212-1904	Green	58 lb.	119 lb.

DALTON SECONDARY CLUTCH SPRINGS

Manufactured from high quality chrome silicon wire to exacting tolerances, stress relieved and shot peened for long lasting durability.

PRE 2005 TORSION

TCI #	MFG #	COLOR	LOAD @ 2.7"	LOAD @ 1.7"
	DPSS-B/PL	Black/Purple	114 lb	175 lb
	DPSS-B/L	Black/Lime	110 lb	180 lb
	DPSS-LB/S	Light Blue/Silver	105 lb	168 lb
	DPSS-W	White	98 lb	165 lb

2015-2015 PROCROSS

TCI #	MFG #	COLOR	LOAD @ 2.5"	LOAD @ 1.5"
238-5159	DPSS-G/BZ	Green/Bronze	152 lb	185 lb
235-5150	DPSS-G/S	Green/Silver	165 lb	285 lb
238-5152	DPSS-G/GD	Green/Gold	185 lb	320 lb

2016 AND NEWER

TCI #	MFG #	COLOR	LOAD @ 2.6"	LOAD @ 1.6"
	DPSS-O/W	Orange/White	160 lb	220 lb
	DPSS-O/B	Orange/Black	175 lb	245 lb
	DPSS-O/V	Orange/Violet	185 lb	265 lb
	DPSS-O/L	Orange/Lime	130 lb	230 lb
	DPSS-O/T	Orange/Tan	135 lb	215 lb

ARCTIC CAT CLUTCHING

DALTON PRO QUICK ADJUST CAM ARMS

Dalton's quick adjust flyweights make fine tuning easier. The weights can have mass added or subtracted from the weight without removing the flyweight from the drive clutch.

ARCTIC CAT '16+ MODELS

TCI #	MFG#	DESCRIPTION	TCI #	MFG #	DESCRIPTION
238-5309	QA2-64	64-71.4 g	238-5310	QA2-67	67-74.4 g
238-5311	QA2-70	70-77.4 g	238-5313	QA2-73	73-80.4 g
238-5312	QA2-76	76-83.4 g	238-5314	QA2-81	81-88.4 g
	QA2-84	87-91.4 g		QA2-87	87-94.4 g
	QA2-89	89-96.4 g		QA2-93	93-100.4 g

ARCTIC CAT 2004-2015 MODELS

	QACA-XXL	60-67.5 g		QACA-XLW	62-69.5 g
	QACA-LW	63.5-71 g	238-5375	QACA-1W	67.5-75 g
238-5379	QACA-1BW	70.5-78 g	238-5376	QACA-2W	73.5-78 g
238-5393	QACA-2BW	76.5-81 g	238-5377	QACA-3W	80-87.5 g
238-5378	QACA-4W	83.5-91 g	238-5372	QACA-5W	86.5-94 g
	QACA-6WL	87-94.5 g	238-5371	QACA-6W	89.5-97 g
238-5369	QACA-7W	94.5-102 g	238-5380	QACA-4A	(4 arm set) - 67.5 g
	QACA-4B	(4 arm set) - 73.5 g			

ARCTIC CAT PRE 2004 MODELS

	QAA-1	57.5-65 g		QAA-2	61.5-69 g
	QAA-3	65.5-73 g	238-5375	QAA-4	69.5-77 g

DALTON QUICK ADJUST SCREW HARDWARE

238-5391

This pkg of hardware is a replacement pack. They are sold as a pack for each quick adjust individual flyweight. Fits all Dalton Snowmobile quick adjust flyweights. 1/4" UNC with pre applied nylon patch.

- one pkg of 6 assorted for one flyweight



DALTON "DPA" BUSHED FLYWEIGHTS

- Arctic/Comet and pre 2004 (bushed, non-fixed pin)

TCI #	MFG#	WEIGHT	TCI#	MFG #	WEIGHT
	DPA-62.5	62.5 g		DPA-64	64 g
	DPA-66	66 g		DPA-68	68 g
	DPA-70	72 g	238-5315	DPA-72.5	72.5 g
	DPA-74	74 g	238-5317	DPA-76	76 g
	DPA-78	78 g			



DALTON "DPA-W" (WIDE) SERIES FLYWEIGHTS

- Fixed Pin (2004-2015) and Arctic Cat models

TCI #	MFG#	WEIGHT	TCI#	MFG #	WEIGHT
238-5301	DPA66-W	66 g	238-5302	DPA68-W	68 g
238-5303	DPA72-W	66 g	238-5304	DPA-73.5-W	73.5 g
238-5305	DPA75-W	75 g	238-5306	DPA78-W	78 g
	DPA83-W	83 g	238-5308	DPA85-W	85 g
	DPA87-W	87 g			




ARCTIC CAT CLUTCHING

HEAVY HITTER ADJUSTABLE CLUTCH WEIGHT KITS

- Includes 3 weights, fasteners, instructions and tuning guide.
- Bushed weights are gram matched and have been spin tested at 18,000 rpm.
- Low end adjustment possible without removal, mid and top end can be adjusted as fine as .4 grams. Base weights offer up to 15 grams of added adjustment, another 4-8 with optional tungsten washers.

Arctic Cat - Wide Pocket - 2004-2015

58 g - Base weight 207-3007
 63g - Base weight 207-3008



CLUTCH PIN BUSHING KIT

207-0577

- Fiber bushing replace the stock pin bushings on the 2004-15 Arctic Cat Wide Pocket
- Kit includes 6 high performance bushing and installation instructions

AAEN ROLLER ACTION CLUTCH TUNING PARTS

Pre 1998 Roller Plate Cover 210-10260 \$299.95-H
 Bolts directly to any A© secondary clutch to provide ultra quick

Conversion Kit 210-12781 \$189.50-H
 Convert your Arctic Cat Roller Plate into the easy tuning adjuster roller plate.



210-10260

SPIDER SHIM KIT

214-4000

A shim kit for Arctic Cat and Comet Clutches. This kit consists of large and small diameter washers in varying thickness to shim the spider. Shim Kit allows the clutch to be shimmed for more aggressive belt pressure, resulting in faster acceleration and to adjust engagement RPM.



ARCTIC CAT PRIMARY CLUTCH SPIDER BUTTON SET

03-151-50

Keep The Spider Tight With Replacement Buttons. These Can Get Damaged When Removing Spider With Heat

- Sold By The Set Of 6 Buttons.
- Fits most 1995 to current except 2016 + Team Clutches
- Arctic Cat OEM 0646-293



ARCTIC CAT CAM SLIDER SHOES & ROLLERS

SECONDARY CAM SLIDER SHOES & ROLLER


* 3 rollers/pkg

** 2 roller/pkg

MODEL	YEAR	OEM #	DESCRIPTION	PART #
All Models	71-75	0148-005	Slider Shoe	03-151
All Models	79-81	0148-148	Slider Shoe	03-151-17
All Models	95-18	0646-293		03-151-50
All Models (except Kitty Cat)	88-97	0148-177	Slider Shoe	03-151-14
Bearcat WT Turbo (all Turbo)	06-08	0648-139		03-153-01
Cheetah	86-87	0148-177	Slider Shoe	03-151-14
Cougar	85-98	0148-177	Slider Shoe	03-151-14
Crossfire 500	07-08	0648-139		03-153-01
Crossfire 600/700/800/1000	06-08	0648-139		03-153-01
El Tigre 5000	81/87	0148-177	Slider Shoe	03-151-14
El Tigre 6000	81/ 84-87	0148-177	Slider Shoe	03-151-14
F5/F6/F7/F8/F1000	05-08	0648-139		03-153-01
Jag	85-87	0148-177	Slider Shoe	03-151-14
Jag	76-81	0148-148	Slider Shoe	03-151-17
Jag 340/440	98-99	0148-177	Slider Shoe	03-151-14
Jaguar Z1 1100 (all)	07-08	0648-139		03-153-01
Lynx	76-80	0148-148	Slider Shoe	03-151-17
M5/M7	05-06	0648-139		03-153-01
M6	05-08	0648-139		03-153-01
M8/M1000	07-08	0648-139		03-153-01
Pantera	85-87	0148-177	Slider Shoe	03-151-14
Panther	84-99	0148-177	Slider Shoe	03-151-14
Super Jag	1987	0148-177	Slider Shoe	03-151-14
T500/T570	2008	0648-139		03-153-01
TZ1 Touring	2008	0648-139		03-153-01
T660 Turbo	04-07	0648-139		03-153-01
ZR900	04-06	0648-139		03-153-01



03-151



03-153-01



03-151-17



03-151-14