

FAN & WATERPUMP BELTS

* Belt Pricing on Page 41

Make / Model	Year	OEM	Dimensions	TCI #	Alternate Part #	Alternate Part #
Arctic Cat						
340 F/C	87-00	3002-783	9.5 x 625 / 10 x 625	566-0455	566-0317	
370 F/C, 437	99-08	3002-854	9.5 x 627 / 10 x 625	566-0362	566-0317	
431 F/C	96-06	3002-156	10 x 660	566-0454		
440 F/C	80-06	3002-854	9.5 x 627 / 10 x 625	566-0362	566-0317	
500 F/C	1985	3002-854	9.5 x 627 / 10 x 625	566-0362	566-0317	
Cheetah	72-75	3001-310	9.5 x 625 / 10 x 625	566-0455	566-0317	
Cheetah 440, 500	1976	3002-156	10 x 660	566-0454		
Cheetah 5000	77-78	3002-156	10 x 660	566-0454		
Cheetah F/C	86-87	3002-156	10 x 660	566-0454		
Cheetah LC	86-88	3002-606	10 x 560 / 9.5 x 560 / 11 x 560	566-0482	566-0328	566-0329
Cheetah Touring	86-90	3002-156	10 x 660	566-0454		
Cougar SE	1985	3002-156	10 x 660	566-0454		
Cougar	86-90	3002-156	10 x 660	566-0454		
Cross Country	1979	3002-606	10 x 560 / 9.5 x 560 / 11 x 560	566-0482	566-0328	566-0329
El Tigre 5000	87-88	3002-606	10 x 560 / 9.5 x 560 / 11 x 560	566-0482	566-0328	566-0329
El Tigre EXT	9-91	3002-606	10 x 560 / 9.5 x 560 / 11 x 560	566-0482	566-0328	566-0329
El Tigre 6000	78-81/84-89	3002-606	10 x 560 / 9.5 x 560 / 11 x 560	566-0482	566-0328	566-0329
Jag 3000 F/C	79-80	3001-310	9.5 x 625 / 10 x 625	566-0455	566-0317	
Jag 4000 F/C	76-78	3002-156	10 x 660	566-0454		
Jag 4000 F/C Longtrack	1981	3001-310	9.5 x 625 / 10 x 625	566-0455	566-0317	
Jag	85-86	3001-310	9.5 x 625 / 10 x 625	566-0455	566-0317	
Jag 340 F/C	87-00	3002-783	9.5 x 625 / 10 x 625	566-0455	566-0317	
Jag 440	1987	3001-310	9.5 x 625 / 10 x 625	566-0455	566-0317	
Lynx II 340, 440	1974	3001-310	9.5 x 625 / 10 x 625	566-0455	566-0317	
Lynx , Dlx	91-93	3001-310	9.5 x 625 / 10 x 625	566-0455	566-0317	
Lynx, MC	92-93	3001-310	9.5 x 625 / 10 x 625	566-0455	566-0317	
Mountain Cat	1990	3001-310	9.5 x 625 / 10 x 625	566-0455	566-0317	
Pantera 340, 440	1975	3001-310	9.5 x 625 / 10 x 625	566-0455	566-0317	
Pantera F/C	77-79	3002-156	10 x 660	566-0454		
Pantera (elec) (man)	1980	3002-156	10 x 660	566-0454		
Pantera 5000 F/C, E/S	1981	3002-156	10 x 660	566-0454		
Pantera	85-88	3002-606	10 x 560 / 9.5 x 560 / 11 x 560	566-0482	566-0328	566-0329
Pantera	1989	3001-310	9.5 x 625 / 10 x 625	566-0455	566-0317	
Panther	71-75	3001-310	9.5 x 625 / 10 x 625	566-0455	566-0317	
Panther	84-85	3001-310	9.5 x 625 / 10 x 625	566-0455	566-0317	
Panther	86-90	3002-156	10 x 660	566-0454		
Panther	89-90	3001-310	9.5 x 625 / 10 x 625	566-0455	566-0317	
Panther 440, 500	1976	3002-156	10 x 660	566-0454		
Panther 4000	77-78	3002-156	10 x 660	566-0454		
Panther 5000	77-79	3002-156	10 x 660	566-0454		
Panther F/C	80-81	3001-310	9.5 x 625 / 10 x 625	566-0455	566-0317	
Panther , Dlx	91-95	3001-310	9.5 x 625 / 10 x 625	566-0455	566-0317	
Panther, MC	1991	3001-310	9.5 x 625 / 10 x 625	566-0455	566-0317	
Puma	71-73	3001-310	9.5 x 625 / 10 x 625	566-0455	566-0317	
Super Jag	87/89-92	3001-310	9.5 x 625 / 10 x 625	566-0455	566-0317	
Trail Cat F/C	79-81	3001-310	9.5 x 625 / 10 x 625	566-0455	566-0317	
VIP 440	1974	3001-310	9.5 x 625 / 10 x 625	566-0455	566-0317	
Z 370	99-01	3002-854	9.5 x 627 / 10 x 625	566-0362	566-0317	



Visit our website at www.transcanimports.com

Order on-line, view catalogues, check prices



FAN & WATERPUMP BELTS

** Belt Pricing on Page 41*

Make / Model	Year	OEM	Dimensions	TCI #	Alternate Part #
Bombardier					
Alpine 399 / 440	70-74	414.6307.00	9.5 x 635 / 10.5 x 635	566-0302	566-0456
Alpine 503	83-87	414.6308.00	10 x 650	566-0453	
Alpine 640	69-82	414.6306.00	9.5 x 675	566-0457	
Alpine II	88-93	414.6308.00	10 x 650	566-0453	
Blizzard 5500	79-81	414.6308.00	10 x 650	566-0453	
Blizzard MX	82-84	414.6308.00	10 x 650	566-0453	
Citation 300	78-79	414.6340.00	10 x 590	566-0452	
Citation 4500, SS	82-83	414.6307.00	9.5 x 635	566-0302	566-0456
Citation LS, LSE 253	85-88	414.6307.00	9.5 x 635	566-0302	566-0456
Citation, E	89-891	414.6307.00	9.5 x 635	566-0302	566-0456
Elan 250, Deluxe 250 Twin	74-79	414.6340.00	10 x 590	566-0452	
Elan SS 250 Twin	73-75	414.6340.00	10 x 590	566-0452	
Escapade	87-89	414.6308.00	10 x 650	566-0453	
Everest 440	74-79	414.6306.00	9.5 x 675	566-0457	
Everest 500, E	80-83	414.6308.00	10 x 650	566-0453	
Expedition 550F, Sport	05-06	414.6308.00	10 x 650	566-0453	
Fomula Deluxe 380	99-01	414.6307.00	9.5 x 635	566-0302	566-0456
Fomula Deluxe 500	99-01	414.6308.00	10 x 650	566-0453	
Fomula S	1995	414.6307.00	9.5 x 635	566-0302	566-0456
Fomula SL	1995	414.6308.00	10 x 650	566-0453	
Fomula Touring L, LE	1995	414.6307.00	9.5 x 635	566-0302	566-0456
Fomula Touring SLE	1995	414.6308.00	10 x 650	566-0453	
Grand Touring 380 F	02-03	414.6307.00	9.5 x 635	566-0302	566-0456
Grand Touring 500F	02-03	414.6308.00	10 x 650	566-0453	
GSX 380F, 550F	05-06	414.6308.00	10 x 650	566-0453	
GTX 380F, 550F	05-06	414.6308.00	10 x 650	566-0453	
Legend 380F	2002	414.6307.00	9.5 x 635	566-0302	566-0456
Legend 500F	2002	414.6308.00	10 x 650	566-0453	
Legend 380F, 550F	03-04	414.6308.00	10 x 650	566-0453	
MXZ 380F	01-02	414.6307.00	9.5 x 635	566-0302	566-0456
MXZ 380F	03-06	414.6308.00	10 x 650	566-0453	
MXZ 440F	98-00	414.6308.00	10 x 650	566-0453	
MXZ 500F	01-02	414.6308.00	10 x 650	566-0453	
MXZ 550/X Fan	03-06	414.6308.00	10 x 650	566-0453	
Nordic 371	1996	414.6307.00	9.5 x 635	566-0302	566-0456
Nordic 399	70-72	414.6307.00	9.5 x 635	566-0302	566-0456
Nordic 377	81-83	414.6307.00	9.5 x 635	566-0302	566-0456
Mordic 50	87-91	414.6307.00	9.5 x 635	566-0302	566-0456
Nordic 60	87-91	414.6308.00	10 x 650	566-0453	
Nordic 640 (all)	70-74	414.6306.00	9.5 x 675	566-0457	
Olympique 340, TNT	74-79	414.6307.00	9.5 x 635	566-0302	566-0456
Olympique 399	69-72	414.6307.00	9.5 x 635	566-0302	566-0456
Olympique Plus 440	1977	414.6306.00	9.5 x 675	566-0457	
Olympique TNT 669	1969	414.6306.00	9.5 x 675	566-0457	
Safari 377, 447, E	84-88	414.6307.00	9.5 x 635	566-0302	566-0456
Safari 377, Saga, Scout	89-92	414.6307.00	9.5 x 635	566-0302	566-0456
Safari 447	84-86	414.6307.00	9.5 x 635	566-0302	566-0456
Safari 503, R	1988	414.6308.00	10 x 650	566-0453	
Safari Cheyenne 503	89-91	414.6308.00	10 x 650	566-0453	
Safari L, LE, LX, LXE, Deluxe	90-94	414.6307.00	9.5 x 635	566-0302	566-0456
Safari Rally E	93-94	414.6308.00	10 x 650	566-0453	
Safari Voyageur	1989	414.6308.00	10 x 650	566-0453	

FAN & WATERPUMP BELTS

* Belt Pricing on Page 41

Make / Model	Year	OEM	Dimensions	TCI #	Alternate Part #
Bombardier					
Skandic 277, 377	82-87	414.6307.00	9.5 x 635	566-0302	566-0456
Skandic 380	96-00	414.6307.00	9.5 x 635	566-0302	566-0456
Skandic 440 LT Fan	01-06	414.6308.00	10 x 650	566-0453	
Skandic 503	1987	414.6308.00	10 x 650	566-0453	
Skandic II 377	92-00	414.6307.00	9.5 x 635	566-0302	566-0456
Skandic, II, 503, SWT, WT	92-03	414.6308.00	10 x 650	566-0453	
Skandic 550 SUV, SWT, WT	04-09	414.6308.00	10 x 650	566-0453	
Stratos	87-88	414.6308.00	10 x 650	566-0453	
Summit 500, 550F	01-07	414.6308.00	10 x 650	566-0453	
Touring 380 (all)	96-01	414.6307.00	9.5 x 635	566-0302	566-0456
Touring 503F (all)	95-01	414.6308.00	10 x 650	566-0453	
TNT 294, 300ss Twim	73-74	414.6306.00	9.5 x 675	566-0457	
TNT 340	71-76	414.6307.00	9.5 x 635	566-0302	566-0456
TNT 440	73-74	414.6306.00	9.5 x 675	566-0457	
TNT640, 775	70-72	414.6306.00	9.5 x 675	566-0457	
TNT F/C 440	75/77-78	414.6306.00	9.5 x 675	566-0457	
Tundra, LT	85-92	414.6307.00	9.5 x 635	566-0302	566-0456
Tundra LTS	1987	414.6307.00	9.5 x 635	566-0302	566-0456
Valmount 640 ER	71-72	414.6306.00	9.5 x 675	566-0457	
368/371/377/399/434/435/447			9.5 x 635	566-0302	566-0456
437/440/443/497/503/550			10 x 650	566-0453	
439/640/669/775			9.5 x 675	566-0457	
CCW (Kiortz)					
CCW 340 (Series 29, 39, 49)		52900025	12.5 x 660	566-0306	
CCW 400 (Series 18, 28, 48)		52900025	12.5 x 660	566-0306	
CCW 440 (Series 25)		52900025	12.5 x 660	566-0306	
CCW 440 (Series 55)		55001010	9.5 x 675	566-0457	
KEC 340 (Series 29-55)		52900025	12.5 x 660	566-0306	
KEC 340 (Series 55-65)		55001010	9.5 x 675	566-0457	
KEC 340 (Series 35 and up)		36002340	9.5 x 685	566-0304	
KEC 340 GD/22A JD		36002340	9.5 x 685	566-0304	
KEC 400 (except Series 38-48)		52900025	12.5 x 660	566-0306	
KEC 400 (Series 38-48)		35001010	9.5 x 685	566-0304	
KEC 400 RV (Series 52-62)		55001010	9.5 x 675	566-0457	
KEC 400 RV (Series 62 and up)		36002340	9.5 x 685	566-0304	
KEC 440 (Series 25-35)		52900025	12.5 x 660	566-0306	
KEC 440 (Series 35 and up)		35001010	9.5 x 685	566-0304	
KEC 440 (Series 55)		55001010	9.5 x 675	566-0457	
KEC 440 GD/22A JD		36002340	9.5 x 685	566-0304	
KEC 440 RV (Series 52-62)		55001010	9.5 x 675	566-0457	
KEC 440 RV (Series 62 and up)		36002340	9.5 x 685	566-0304	
Chapparral					
250 LC, 340 LC, 440 LC		79103	10 x 590	566-0452	
295, 340		78492	10 x 590	566-0452	
400, 440		78294	9.5 x 685	566-0304	
GB 40B, G44B, G40BSS, G44BSS		78294	9.5 x 685	566-0304	
GP 29B, GP 34B, GP 288SS, GP 34BSS		78492	10 x 590	566-0452	
J.L.O.					
2F292-2, 2F340-6, 2F400-8, 2F440-8		000-42-17-507	10 x 610	566-0303	
2F340-1, 2F340-3, 2F400-3, 2F440-4		000-42-17-508	9.5 x 625	566-0455	
LR 340/2, LR 399/2, LR 440/2		000-42-17-508	9.5 x 625	566-0455	



FAN & WATERPUMP BELTS

** Belt Pricing on Page 41*

Make / Model	Year	OEM	Dimensions	TCI #	Alternate Part #
John Deere					
300	74-77	M64051	10 x 625	566-0317	
400	74-76	M65414	9.5 x 685	566-0304	
500	1973	M67762	9.5 x 675	566-0457	
500	1974	M65414	9.5 x 685	566-0304	
600	1973	M67762	9.5 x 675	566-0457	
600	74-75	M65414	9.5 x 685	566-0304	
800	1975	M65414	9.5 x 685	566-0304	
Cyclone 340, 440	76-77	M65414	9.5 x 685	566-0304	
JD 295/S	1974	M65414	9.5 x 685	566-0304	
JDX 4	1973	M64051	10 x 625	566-0317	
JDX 4	74-75	M65414	9.5 x 685	566-0304	
JDX 6	74-75	M65414	9.5 x 685	566-0304	
JDX 8	1973	M67762	9.5 x 675	566-0457	
JDX 8	74-75	M65414	9.5 x 685	566-0304	
LX 440	82-83	M68082	10 x 610	566-0303	
Sportfire	80-84	M68608	9.5 x 635	566-0302	566-0456
Trailfire 340 Special Canada	81-83	M68082	10 x 610	566-0303	
Trailfire 340, 440	79-81	M68082	10 x 610	566-0303	
Trailfire LX	1984	M68082	10 x 610	566-0303	
Kawasaki					
Astro 340, 440	1977	59011-3002	10 x 610	566-0303	
Drifter 340	79-80	59011-3002	10 x 610	566-0303	
Drifter 340	1981	59011-3001	9.5 x 635	566-0302	566-0456
Drifter 440	79-81	59011-3001	9.5 x 635	566-0302	566-0456
Intruder 440	78-82	59011-3001	9.5 x 635	566-0302	566-0456
Intruguer 440	1978	59011-3001	9.5 x 635	566-0302	566-0456
Inviter 340	1978	59011-3002	10 x 610	566-0303	
Kohler					
K250-1AMS		38.203-.01	9.5 x 675	566-0457	
K340-2AS		38.203-.01	9.5 x 675	566-0457	
K440-2AM, K440-2AMS		38.203-.01	9.5 x 675	566-0457	
K440-2AS, K440-2AX		38.203-.01	9.5 x 675	566-0457	
K295-2AX		40-203.01	9.5 x 625	566-0455	
K340-2AX, K340-2LC		40-203.01	9.5 x 625	566-0455	
K440-2LC		40-203.01	9.5 x 625	566-0455	
K250-RLC, K340-RLC, K440-RLC		44.203.01	9.5 x 700	566-0319	
Mecury					
SM 440	72-74	57-64539	12.5 x 660	566-0306	
SR 340	74-75	57-71249	9.5 x 625	566-0455	
SR 440	72-74	57-64539	12.5 x 660	566-0306	
Trail Twister	74-75	57-71206	9.5 x 675	566-0457	
Moto-Ski					
Cadet 250	72-75	540.8009.13	10 x 650	566-0453	
Capri 296	73-74	414.6340.00	9.5 x 600	566-0309	
Capri 440 (all)	72-73	540.8009.13	10 x 650	566-0453	
Chimo 440	74-75	414.6307.00	9.5 x 625	566-0455	
Futura	1974	414.6340.00	9.5 x 600	566-0309	
Futura 340	1974	540.8009.69	9.5 x 685	566-0304	
Futura 400, E	77-79	414.6307.00	9.5 x 625	566-0455	
Futura 440	1974	414.6307.00	9.5 x 625	566-0455	
Futura 440, E	75-79	414.6306.00	9.5 x 675	566-0457	
Futura 500, E	80-82	414.6308.00	13L x 25.5 / 10 x 610	566-0300	566-0303

FAN & WATERPUMP BELTS

Make / Model	Year	OEM	Dimensions	TCI #	Alternate Part #
Moto-Ski					
Grand Prix 440	1972	540.8009.13	10 x 650	566-0453	
Grand Prix Special	79-81	414.6308.00	13L x 25.5 / 10 x 610	566-0300	566-0303
Grand Sport 440	74-75	414.6307.00	9.5 x 625	566-0455	
Mirage 300	1979	414.6340.00	9.5 x 600	566-0309	
Mirage II (all)	80-83	414.6307.00	9.5 x 625	566-0455	
Mirage III	1984	414.6307.00	9.5 x 625	566-0455	
MS-F 296	1973	414.6340.00	9.5 x 600	566-0309	
MS-F 440	1973	540.8009.13	10 x 650	566-0453	
Nuvik 300, E	75-77	414.6307.00	9.5 x 625	566-0455	
Nuvik 340, E	75-79	414.6307.00	9.5 x 625	566-0455	
Nuvik 440, E	1977	414.6306.00	9.5 x 675	566-0457	
Sonic	1982	414.6308.00	13L x 25.5 / 10 x 610	566-0300	566-0303
Zephyr 440	72-73	540.8009.13	10 x 650	566-0453	
Polaris					
Fits all models with belt drive water pumps on Fuji		3082747	10 x 535	566-0311	
Rupp					
250 L/C	76-77	26056	9.5 x 600	566-0309	
295	72-73	20208	9.5 x 635	566-0302	566-0456
340	72-73	20208	9.5 x 635	566-0302	566-0456
340 L/C	76-77	26056	9.5 x 600	566-0309	
400, 440	71-73	17113	10 x 650	566-0453	
440 L/C	76-77	26056	9.5 x 600	566-0309	
Nitro 340, 440	1975	25329	10 x 625	566-0317	
Nitro II 340, 440	73-74	25052	10 x 650	566-0453	
Sport 340 F/C	1976	26179	9.5 x 600	566-0309	
TR 295, 295S, 340, 340S	72-73	20208	9.5 x 635	566-0302	566-0456
TR 400-2, 440, 440-2, 440-3	71-73	17113	10 x 650	566-0453	
Sachs					
SA2-290, SA2-340		3656-006-000	10 x 625	566-0317	
SA2-340CC, SA2-440, SA2-440C, SA2-441		3656-002-00	10 x 650	566-0453	
Scorpion					
ZF-400-6, 2F440-3, 2F440-5		000-42-17-508	10 x 625	566-0317	
Yamaha					
EC 540	79-82	8H8-12612-00-00	9.5 x 685	566-0304	
EX570, E, II Exciter	87-93	82M-12444-00	10 x 585	566-0452	
Mountain Max 600	97-99	82M-12444-00	10 x 585	566-0452	
Phazer Mountain Lite	1999	8V0-12612-00-00	9.5 x 675	566-0457	
Phazer, II, 480, E, ST	94-98	8V0-12612-00-00	9.5 x 675	566-0457	
SR 540 (SRV)	80-91	8H8-12612-00-00	9.5 x 685	566-0304	
SS 440	80-83	8K4-12612-00-00	9.5 x 675	566-0457	
SX, R 500	00-01	82M-12444-00	10 x 585	566-0452	
Venture 480 TF	91-01	8V0-12612-00-00	9.5 x 675	566-0457	
Venture 500	97-01	82M-12444-00	10 x 585	566-0452	
Venture 600	97-98	82M-12444-00	10 x 585	566-0452	
VK 540	88-07	8H8-12612-00-00	9.5 x 685	566-0304	
V-Max 500, 600 (all)	94-99	82M-12444-00	10 x 585	566-0452	
VX 500	94-00	82M-12444-00	10 x 585	566-0452	
VX 600	94-99	82M-12444-00	10 x 585	566-0452	
XL 540 (XLV)	85-90	8H8-12612-00-00	9.5 x 685	566-0304	

FAN & WATERPUMP BELTS

Belt Dimensions and Pricing

SIZE	TCI#	RETAIL	SIZE	TCI#	RETAIL	SIZE	TCI#	RETAIL
10 x 535	566-0311	\$7.95-J	10 x 610	566-0303	\$7.95-J	9.5 x 675	566-0450	\$7.95-J
9.5 x 560	566-0328	\$8.95-J	13L x 25.5 (604-642-10)	566-0300	\$7.95-J	10 x 650	566-0453	\$7.95-J
10 x 560	566-0482	\$7.95-J	9.5 x 625	566-0455	\$8.95-J	10 x 660	566-0454	\$8.95-J
11 x 560	566-0329	\$8.95-J	10 x 625	566-0317	\$7.95-J	12.5 x 660	566-0306	\$8.95-J
10 x 585(13Lx23)	566-0452	\$7.95-J	9.5 x 627	566-0362	\$7.95-J	9.5 x 675	566-0457	\$7.95-J
9.5 x 600	566-0309	\$8.95-J	9.5 x 635	566-0302	\$7.95-J	9.5 x 685	566-0304	\$8.95-J
			10.5 x 635	566-0456	\$7.95-J	9.5 x 700	566-0319	\$8.95-J

WATER PUMP IMPELLER

Water Pump Impeller


568-9358

\$3.95-L


- Bombardier OEM 420.9220.30
- Fits liquid cooled engines 1977 - 1995



INTAKE PROFILE GASKETS



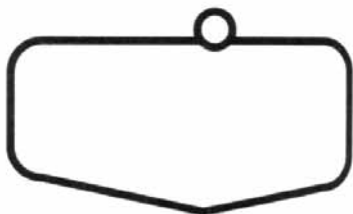
564-1500 (Intake PTO) - \$1.95-L
OEM# 420.8303.27 / Kimpex 09-150



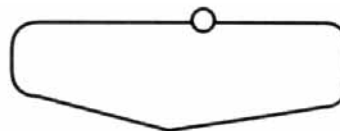
564-1510 (Intake MAG) - \$1.95-L
OEM# 420.8303.22 / Kimpex 09-151



564-1520 (Profile Gasket)- \$1.95-L
OEM# 420.8309.75 / Kimpex 09-152



564-1540 (Profile Gasket) - \$2.95-L
OEM# 420.8303.90 / Kimpex 09-154



564-1550 (Profile Gasket) - \$2.95-L
OEM# 420.8304.40 / Kimpex 09-155



564-1560 (Profile Gasket) - \$2.95-L
OEM# 420.8304.30 / Kimpex 09-156

KOHLER ENGINE FAN

Kohler Engine Fan

568-3660

\$11.95-J

- Kohler Single and Twins OE 40157.01
- Fits most fan cooled models.
- K295-2T, K340-2T



CYLINDER HEAD NUTS

Cylinder Head Nuts

776-81

\$2.25-J

- Acorn Style
- M8 - 1.25 mm, 19.5 mm long

