

## REAR SLIDE SUSPENSION SHOCKS

Arctic Cat	Year	OEM		Hydraulic	SPX Gas
Bearcat 340, 440	95-00	0604-599	Center		921-6263
		0604-659	Rear		921-6261
Bearcat 550, Widetrack	95-96	0604-599	Center		921-6263
		0604-659	Rear		921-6261
Bearcat 550, Widetrack	97-01	0603-117	Center		921-6259
		0604-659	Rear		921-6261
Bearcat 550, Widetrack	02	0603-117	Center		921-6259
Bearcat 570	04	1604-369	Center		921-6255
Bearcat 570 Lontrack	06-08	1604-369	Center		921-6255
Bearcat Widetrack 4-stroke	03-06	1604-369	Center		921-6255
Bearcat Widetrack	07-08	1604-369	Center		921-6255
Cheetah	72-78	0106-173	Rear	921-0250	
Cougar	85-88	0604-115	Rear		921-6260
Cougar	89-90	0604-311	Rear		921-6261
Cougar, 2-up, Mountain Cat	91-95	0604-402	Rear		921-6261
Cougar M/C	96	0604-755	Center		921-6263
		0604-311	Rear		921-6261
Cougar M/C	97	1604-101	Center		921-6259
Cougar (all)	98	1604-092	Rear		921-6261
		1604-369	Center		921-6255
		1604-371	Rear		921-6256
Crossfire 600, EFI	06-08	1704-117	Rear		921-6516
Crossfire 800, 1000 EFI	07-08	1704-117	Rear		921-6516
El Tigre	73-77	0106-173	Rear	921-0250	
El Tigre	78-84	0114-124	Rear	921-0245	
El Tigre	91	0604-308	Rear		921-6261
El Tigre 5000	87-88	0604-158	Rear		921-6260
El Tigre 6000	84-89	0604-115	Rear		921-6260
El Tigre EXT, MC	89-91		Center		921-6263
		0604-308	Rear		921-6261
EXT	71-73	0106-173	Rear	921-0250	
EXT 550, 580 MC, EFI	92-93		Center		921-6263
		0604-308	Rear		921-6261
EXT 550, Deluxe, EFI	94-95		Center		921-6263
		0604-308	Rear		921-6261
EXT 550, EFI, Deluxe, M/C	96	0604-997	Center		921-6263
		1604-001	Rear		921-6261
EXT 580 EFI, Deluxe, 600	97	1604-212	Rear		921-6261
EXT Triple Touring	98-00	1604-368	Center		921-6255
		1604-372	Rear		921-6256
EXT Special	89-90		Center		921-6263
		0604-308	Rear		921-6261
Firecat 500	04-05	1704-116	Center		921-6515
		1704-117	Rear		921-6516
Firecat 600/EFI/EXT/EFI R	04-05	1704-116	Center		921-6515
		1704-117	Rear		921-6516
Firecat 700/EFI/EXT/EFI R	04-05	1704-116	Center		921-6515
		1704-117	Rear		921-6516
Jag	75-78	0106-73	Rear	921-0250	
Jag	79-86	0114-124	Rear	921-0245	
Jag 440Z	94-96	0604-755	Center		921-6263
		0604-115	Rear		921-6260
Jag AFS	89-91	0604-160	Rear		921-6261

## REAR SLIDE SUSPENSION SHOCKS

Arctic Cat	Year	OEM	Hydraulic	SPX Gas
Jag AFS Special	92	0604-160	Rear	921-6261
Jag Deluxe	92	0604-464		921-6262
Jag Deluxe	97	1604-101	Center	921-6259
Jag Deluxe, Z	92-96	0604-308	Center Rear	921-6263 921-6261
Jag, Deluxe	97-99	1604-101	Center	921-6259
Jag Special	92-93	0604-308	Center Rear	921-6263 921-6261
King Cat	71	0106-173	Rear	921-0250
Lynx	72-75	0106-173	Rear	921-0250
Lynx	77-80	0114-124	Rear	921-0245
Mountain Cat 500 EFI	01-02	1604-369	Center	921-6255
Mountain Cat 570	02	1604-369	Center	921-6255
Mountain Cat 600 EFI	01-02	1604-369	Center	921-6255
Mountain Cat 600 EFI LE	02	0704-529	Rear	921-6256
Mountain Cat 600 VEV	01	1604-369 1604-730	Center Rear	921-6255 921-6256
Mountain Cat 800	01-02	0704-467 0704-529	Center Rear	921-6511 921-6256
Mountain Cat 1000	01-02	0704-467 0704-529	Center Rear	921-6511 921-6256
Pantera	75	0106-173	Rear	921-0250
Pantera	80-85	0114-124	Rear	921-0245
Panther, L/C	88-89	0604-009	Rear	921-6260
Pantera	90-91	0604-308	Center Rear	921-6263 921-6261
Pantera	90-96	0606-755 0604-763	Center Rear	921-6263 921-6261
Pantera	92	0604-591	Center Rear	921-6263 921-6261
Pantera	97	1604-370	Rear	921-6256
Pantera 550	02-03	1604-369 1604-460	Center Rear	921-6255 921-6256
Pantera 550	04	1604-368	Center	921-6255
Pantera 580	98-99	1604-368 1604-370	Center Rear	921-6255 921-6256
Pantera 580 EFI	00-01	1604-368 1604-460	Center Rear	921-6255 921-6256
Pantera 600 EFI	02-05	1604-368	Center	921-6255
Pantera 800	98-99	1604-368 1604-370	Center Rear	921-6255 921-6256
Pantera 800 EFI	02-04	1604-368	Center	921-6255
Pantera 1000	00-01	1604-368	Center	921-6255
Panther	72-78	0106-173	Rear	921-0250
Panther	79-86	0114-124	Rear	921-0245
Panther	91	0604-308	Rear	921-6261
Panther. Deluxe	92-93	0604-591	Center Rear	921-6263 921-6262
Panther. Deluxe	94-96	0604-599 0604-659	Center Rear	921-6263 921-6261
Panther 340, 440	97-99	1604-101 1604-370	Center Rear	921-6259 921-6256

## REAR SLIDE SUSPENSION SHOCKS

Arctic Cat	Year	OEM	Hydraulic	SPX Gas
Panther 340, 370	00-03	1604-368	Center	921-6255
		1604-370	Rear	921-6256
Panther 370	04-08	1604-368	Center	921-6255
Panther 440, ESR	00-02	1604-368	Center	921-6255
		1604-370	Rear	921-6256
Panther 550	97-99	1604-101	Center	921-6259
		1604-370	Rear	921-6256
Panther 550	00-01	1604-368	Center	921-6255
		1604-370	Rear	921-6256
Panther 570 ESR	02-03	1604-368	Center	921-6255
		1604-370	Rear	921-6256
Panther 570	04-07	1604-368	Center	921-6255
Powder Extreme 600	97	0604-997	Center	921-6263
		1604-011	Rear	921-6261
Powder Extreme 600	98-00	1604-368	Center	921-6255
		1604-370	Rear	921-6256
Powder Special	95-97	0604-763	Center	921-6263
			Rear	921-6261
Powder Special EFI	98-00	1604-368	Center	921-6255
		1604-370	Rear	921-6256
Powder Special 2K	00	1604-385	Center	921-6510
		0704-435	Rear	921-6512
Powder Special 500 EFI LE	00	0704-467	Center	921-6511
		0704-468	Rear	921-6256
Powder Special 600 EFI	98-99	1604-378	Center	921-6510
		1604-382	Rear	921-6512
Powder Special 600 EFI LE	98-99	0704-384	Center	921-6510
		1604-382	Rear	921-6512
Powder Special 600 LE. 700	00	0704-467	Center	921-6511
		0704-468	Rear	921-6256
Powder Special 700 LE	99	0704-384	Center	921-6510
		1604-382	Rear	921-6512
Powder Special 700 LE	00	0704-367	Center	921-6512
		0704-468	Rear	921-6511
Prowler 2-up	91	0604-308	Rear	921-6261
Prowler 2-up	92-93	0604-591	Center	921-6263
			Rear	921-6262
Prowler, EFI, 2-up	94-95	0604-599	Center	921-6263
		0604-759	Rear	921-6261
Prowler, MC	90-92	0604-217	Center	921-6263
			Rear	921-6262
Puma	70-73	0106-173	Rear	921-0250
Puma, 2-up	94-96	0604-599	Center	921-6263
		0604-659	Rear	921-6261
Puma, 2-up	97	1604-101	Center	921-6259
Puma, Deluxe	94-97	0604-659	Rear	921-6261
Thundercat, 900	93-95	0604-755	Center	921-6263
Thundercat, 900 (Rear 95 only)	95	0604-909	Rear	921-6261
Thundercat, MC	96	1604-001	Rear	921-6261
Thundercat, MC	97	0604-293	Center	921-6259
Thundercat (not MC)	97	1604-212	Rear	921-6261
Thundercat, MC	98	0704-384	Center	921-6510
		1604-382	Rear	921-6256

## REAR SLIDE SUSPENSION SHOCKS

Arctic Cat	Year	OEM	Hydraulic	SPX Gas
Thundercat, MC	99	0704-384	Center	921-6510
		0704-450	Rear	921-6512
Thundercat, MC	00	0704-467	Center	921-6511
		0704-469	Rear	921-6512
Thundercat	01	0704-467	Center	921-6511
		0704-469	Rear	921-6512
Touring 4-stroke	02-03	1604-368	Center	921-6255
		1604-460	Rear	921-6256
Trail 4-stroke	02-03	1604-368	Center	921-6255
		1604-460	Rear	921-6256
T660 Touring 4-stroke	04-08	1604-368	Center	921-6255
T660 Touring Turbo, LE	04-07	1604-368	Center	921-6255
T660 Trail Turbo 4-stroke	04-05	1604-368	Center	921-6255
T660 Turbo LE	2007	1604-368	Center	921-6255
T660 Turbo ST	05-06	1604-368	Center	921-6255
V.I.P.	74	0106-173	Rear	921-0250
Wildcat 650	88	0604-402		921-6260
Wildcat 650	89-90	0604-308		921-6261
Wildcat 700	91-92	0604-308	Center	921-6263
			Rear	921-6261
Wildcat 700, EFI, MC, Touring	96-96	0604-755	Center	921-6263
		0604-909	Rear	921-6261
Wildcat EFI	92	0604-308	Center	921-6263
			Rear	921-6261
Wildcat EFI Mountain Cat	92	0604-311	Center	921-6263
			Rear	921-6261
Wildcat Mountain Cat	91	0604-311	Rear	921-6261
Z 440	93-95	0604-768	Rear	921-6261
Z 440	96-97		Center	921-6263
Z 440	98-99	1604-368	Center	921-6255
		1604-372	Rear	921-6256
ZL 440	97-99	1604-368	Center	921-6255
		0604-909	Rear	921-6261
ZL 440	00	1604-368	Center	921-6255
		1604-372	Rear	921-6256
ZL 500	98-99	1604-368	Center	921-6255
		0604-909	Rear	921-6261
ZL 500, EFI	00-02	1604-368	Center	921-6255
		1604-372	Rear	921-6256
ZL 550 ESR	00-02	1604-369	Center	921-6511
		1604-372	Rear	921-6261
ZL 580 EFI ESR	00-01	1604-369	Center	921-6511
		1604-372	Rear	921-6261
ZL 600, EFI	99-03	1604-368	Center	921-6255
		1604-372	Rear	921-6256
ZL 700	00	1604-368	Center	921-6255
		1604-372	Rear	921-6256
ZL 800 ESR	01-03	1604-369	Center	921-6511
		1604-372	Rear	921-6261
ZR 2K	00	1604-385	Center	921-6510
ZR 440, 580, 580 EFI	93-95	0604-768	Rear	921-6264
ZR 440 Sno-Pro	98-99	1604-385	Center	921-6510
		1604-386	Rear	921-6512

**REAR SLIDE SUSPENSION SHOCKS**

Arctic Cat	Year	OEM	Hydraulic	SPX Gas	
ZR 440 Sno-Pro	00-01	0704-470 0704-475	Center Rear	921-6511 921-6512	
ZR 500	98-99	1604-379 1604-382	Center Rear	921-6510 921-6512	
ZR 500 EFI LE, 500 LE	99	0704-384 0704-435	Center Rear	921-6511 921-6256	
ZR 500, 500 EFI/EFI LE	00-01	0704-467 0704-468	Center Rear	921-6511 921-6256	
ZR 500 LE	01-02	0704-512	Rear	921-6512	
ZR 580	96-97		Center	921-6263	
ZR 500	98-99	1604-368 1604-312	Center Rear	921-6255 921-6256	
ZR 600	98	1604-379 1604-382	Center Rear	921-6510 921-6256	
ZR 600, 600 LE (no remote adjuster for LE models)	99	0704-384 0704-435	Center Rear	921-6510 921-6512	
ZR 600	00-01	0704-467 0704-468	Center Rear	921-6511 921-6256	
ZR 600 Blair Morgan	00-01	0704-463 0704-512	Center Rear	921-6511 921-6512	
ZR 600 EFI	98-99	0704-384 1604-382	Center Rear	921-6510 921-6512	
ZR 600 EFI	00-01	0704-467 0704-468	Center Rear	921-6510 921-6512	
ZR 600 EFI LE	99	1604-385 0704-435	Center Rear	921-6510 921-6512	
ZR 600 EFI LE	00-01	0704-470 0704-475	Center Rear	921-6511 921-6512	
ZR 600 EFI LE XC	98	1604-385 1604-386	Center Rear	921-6510 921-6512	
ZR 600 VEV	01	0704-467 0704-468	Center Rear	921-6511 921-6256	
ZR 700	93-95		Center	921-6263	
ZR 700	00	0704-467 0704-468	Center Rear	921-6511 921-6256	
ZR 700 LE	00-01	0704-470 0704-475	Center Rear	921-6511 921-6512	
ZR 800	01	0704-575 0704-469	Center Rear	921-6511 921-6512	
ZRT 600, 800	96-97		Rear	921-6261	
ZRT 600, 800	98-99	0704-384 1604-382	Center Rear	921-6510 921-6512	
ZRT 600, 800	00	0704-467 0704-468	Center Rear	921-6511 921-6256	
ZRT 800	93-95		Center	921-6263	
Kawasaki	Year	OEM	Location	Plush Ride Hydraulic	SPX Gas
Intruder	78-82	45014-3501	Rear	921-0238	921-6269
Invader 340, 400	78-80	45014-3501	Rear	921-0238	921-6269

## REAR SLIDE SUSPENSION SHOCKS

Moto-Ski	Year	OEM	Location	Plush Ride Hydraulic	SPX Gas
Futura	76-79	414.5773.00	Center	921-0231	921-6267
Futura	80-82	414.3965.00	Center	921-0231	921-6267
Grand Prix	79-81	414.5773.00	Center	921-0231	921-6267
Grand Luxe L/C	85	414.5773.00	Center	921-0231	921-6267
Mirage	79-83	414.5773.00	Center	921-0231	921-6267
Mirage III	85	414.5087.00	Center	921-0231	921-6267
Nuvik	75-79	414.5773.00	Center	921-0231	921-6267
Sonic	75-78	414.5773.00	Center	921-0231	921-6267
Sonic L/C	84	414.5257.00	Center	921-0231	921-6267
Super Sonic	79-81	414.5773.00	Center	921-0231	921-6267
Ultra Sonic	80-82	414.5773.00	Center	921-0231	921-6267
Polaris	Year	OEM	Location	Plush Ride Hydraulic	SPX Gas
340 Classic, Indy, Touring	03-04	7041939	Center		921-6501
340 Edge, LX, Touring	03-07	7041939	Center		921-6501
340 Edge, Classic	03-07	7041939	Center		921-6501
500 Edge, Indy Edge	2004	7041939	Center		921-6501
550 Edge	2007	7041939	Center		921-6501
600, 700 XC	1999	7041939	Center		921-6501
700 RMK, 700 SKS	97-99	7041745	Rear		
Centurion 500	79-80	7041237	Rear	921-0235	921-6270
Centurion 500	79-80	7041237	Rear	921-0235	921-6270
Centurion Indy 500	81-82	7041237	Rear	921-0235	921-6270
Colt	72-77	7041142	Center	921-0237	921-6271
Custom	74	7041142	Center	921-0237	921-6271
Cutlass	81-82	7041237	Rear	921-0235	921-6270
Electra	74-77	7041142	Center	921-0237	921-6271
Galaxy	80-81	7041237	Rear	921-0235	921-6270
Gemini	83	7041237	Rear	921-0235	921-6270
Indy 340 Edge	03-04	7041939	Center		921-6501
Indy 400	84-91	7041142	Center	921-0237	921-6271
		7041237	Rear	921-0235	921-6270
Indy 440	92	7041142	Center	921-0237	921-6271
		7041237	Rear	921-0235	921-6270
Indy 440, SKS	93	7041142	Center	921-0237	921-6271
		7041282	Center		921-62651
		7041154	Rear		921-62611
		7041154	Rear	921-0235	921-6270
Indy 440, SKS	94	7041281	Rear	921-0237	921-6271
Indy 440	95	7041281	Center	921-0237	921-6271
		7041154	Rear	921-0235	921-6270
Indy 440	96-98	7041430	Center		921-6257
		7041441	Rear	921-0235	921-6270
Indy 500, Classic, SKS, Touring	89-92	7041142	Center	921-0237	921-6271
		7041237	Rear	921-0235	921-6270
Indy 500, EFI, SKS	93	7041142	Center	921-0237	921-6271
		7041154	Rear		921-62611
		7041154	Rear		921-6270
Indy 500, EFI, SKS	93	7041282	Center		921-62651
		7041154	Rear		921-62611
Indy 500, EFI, SKS	94-95	7041281	Center	921-0237	921-6271
		7041154	Rear		921-6270

## REAR SLIDE SUSPENSION SHOCKS

Polaris	Year	OEM	Location	Plush Ride Hydraulic	SPX Gas
Indy 500, EFI, SKS, RMK (extra 10)	96-97	7041430	Center	921-0235	921-6257
		7041438	Rear		921-6270
Indy 500, EFI, SKS, RMK (extra 12)	97		Rear (short)		921-6272
Indy 500 (carb), RMK, SKS	97-99	7041430	Center	921-0235	921-6257
		7041438	Rear		921-6270
Indy 500 RMK	98-99	7041766	Center		921-6500
		7041577	Rear		921-6503
Indy 500/500 RMK	99	7041743	Center		921-6500
Indy 500 XC	99	7041639	Center		921-6501
Indy 500 XC SP	99-01	7041846	Rear		921-6503
Indy 500, Classic	99-01	7041586	Center		921-6502
Indy 500	00	7041639	Center		921-6501
Indy 500 Classic Touring	01-03	7041767	Center		921-6502
		7041481	Rear		921-6272
Indy 500 Edge	01-04	7041939	Center		921-6501
		7041846	Rear		921-6503
Indy 500 RMK (136")	02	7041766	Center		921-6500
		7041757	Rear		921-6503
Indy 500, Classic	02	7041939	Center		921-6501
		7041846	Rear		921-6503
Indy 500 XC	00-02	7041639	Center		921-6501
		7041728	Rear		921-6503
Indy 500	05-06	7041939	Center		921-6501
Indy 550, Classic	02-03	7041939	Center		921-6501
Indy 550 Trail Touring	00	7041743	Center		921-6500
Indy 600, 600 XC	83-87	7041142	Center	921-0237	921-6271
		7041237	Rear	921-0235	921-6270
Indy 600, XC Deluxe	00	7041586	Center		921-6502
Indy 600 XC SP	00	7041639	Center		921-6501
Indy 600 XC SP	01	7041728	Rear		921-6503
Indy 600 RMK	99	9041438	Rear	921-0235	921-6270
Indy 600 RMK	99	7041745	Center		921-6501
Indy 600 Touring	00	7041481	Rear (short)		921-6272
Indy 600 XC	98	7041639	Center		921-6501
		7041640	Rear		921-6503
Indy 600 XC	99	7041639	Center		921-6501
Indy 600 Classic Touring	01-03	7041481	Rear (short)		921-6272
Indy 650, 650 SKS	88-92	7041142	Center	921-0237	921-6271
		7041237	Rear	921-0235	921-6270
Indy 650 RXL, SKS	90-94	7041142	Center	921-0237	921-6271
		7041237	Rear	921-0235	921-6270
Indy 650 RXL (extra 12)	95-97		Rear (short)		921-6272
Indy 700 RMK, SKS	96-98	7041438	Rear	921-0235	921-6270
Indy 700 RMK	99	7041639	Center		921-6501
Indy 700 RMK	00-01	7041766	Center		921-6500
		7041577	Rear		921-6503
Indy 700 RMK (144")	01	7041909	Rear		921-6503
Indy 700 SKS	99-01	7041745	Center		921-6502
		7041438	Rear		921-6270
Indy 700 XC	98	7041639	Center		921-6501
		7041577	Rear		921-6503
Indy 700 XC/Indy 700 XC SP	99	7041639	Center		921-6501
Indy 700 XC SP	01	7041577	Center		921-6503

## REAR SLIDE SUSPENSION SHOCKS

Polaris	Year	OEM	Location	Plush Ride Hydraulic	SPX Gas
Indy 800 RMK/SP	99-01	7041766	Center		921-6500
		7041894	Rear		921-6503
Indy 800 XC SP	01	7041577	Rear		921-6503
Indy Classic SKS	93	7041282	Center	921-0237	921-6271
		7041283	Rear	921-0235	921-6270
Indy Classic, Touring	94-95	7041281	Center	921-0237	921-6271
Indy Classic, Touring	96-99	7041485	Center (long)		921-6258
		7041440	Rear (short)		921-6272
Indy Classic Touring	00	7041481	Rear (long)		921-6272
Indy Frontier Touring	02	7041939	Center		921-6501
Indy Lite, Deluxe	91-96	7041154	Rear	921-0235	921-6270
Indy Lite, Deluxe GT	93-96	7041142	Center	921-0237	921-6271
		7041154	Rear		921-62611
		1540552	Rear	921-0235	921-6270
Indy Lite GT	91-97	7041154	Rear	921-0235	921-6270
Indy Sport	83	7041237	Rear	921-0235	921-6270
Indy Sport SKS, Touring	94-95	7041281	Center	921-0237	921-6271
Indy Sport Touring	96-97	7041430	Center		921-6257
		7141438	Rear	921-0235	921-6270
Indy Sport Touring	98-02	7041639	Center		921-6501
		7041438	Rear	921-0235	921-6270
Indy Sport Touring ES	98-03	7041745	Center		921-6501
		7041438	Rear	921-0235	921-6270
Indy Sport, GT	89-96	7041142	Center	921-0237	921-6271
		7041154	Rear	921-0235	921-6270
Indy Starlite	91-92	7041130	Center	921-0237	921-6271
Indy Starlite, GT	93-94	7041154	Rear	921-0235	921-6270
Indy Storm, SKS	93-95	7041281	Center	921-0237	921-6271
			Rear	921-0235	921-6270
Indy Storm, SKS, RMK, SE	96-98	7041430	Center		921-6257
		7041283	Rear	921-0235	921-6270
Indy Super Sport	83	7041237	Rear	921-0235	921-6270
Indy Super Sport	93-95	7041281	Center	921-0237	921-6271
		7041237	Rear	921-0235	921-6270
Indy Super Sport	96-98	7041154	Center		921-6257
		7041441	Rear	921-0235	921-6270
Indy Super Sport	99-00	7041743	Center		921-6500
Indy Super Sport	01-04	7041939	Center		921-6501
Indy Supertrak	89-92	7041142	Center	921-0237	921-6271
		1540552	Rear	921-0235	921-6270
Indy Trail, Deluxe	85-92	7041142	Center	921-0237	921-6271
		1540552	Rear	921-0235	921-6270
Indy Trail, Deluxe	93	7041282	Center		921-62651
Indy Trail, Deluxe	94-95	7041281	Center	921-0237	921-6271
Indy Trail, Touring, RMK	96-97	7041430	Center		921-6257
		7041438	Rear	921-0235	921-6270
Indy Trail RMK	98	7041577	Rear		921-6503
Indy Trail	99	7041743	Center		921-6500
Indy Trail RMK	99-04	7041766	Center		921-6500
		7041757	Rear		921-6503
Indy Trail Touring	99-04	7041743	Center		921-6500
			Rear	921-0235	921-6270



## REAR SLIDE SUSPENSION SHOCKS

Polaris	Year	OEM	Location	Plush Ride Hydraulic	SPX Gas
Indy Transport	96-98	7041142	Center	921-0237	921-6271
		7041154	Rear	921-0235	921-6270
Indy Ultra, SP, SKS, RMK	96	7041430	Center		921-6257
		7041438	Rear	921-0235	921-6270
Indy Ultra, SP, SPX, SPX SE (extra 10)	97	7041430	Center		921-6257
		7041440	Rear		921-6272
Indy Ultra (extra 12)	97-98		Rear (short)		921-6272
Indy Ultra, Touring	98	7041433	Center		921-6502
Indy Widetrak	90-92	7041142	Center	921-0237	921-6271
Indy Widetrak	90-93	1540661	Rear		921-62621
Indy Widetrak, LX	94	7041281	Center	921-0237	921-6271
		7041232	Rear		921-62621
Indy Widetrak, LX	95-97	70412281	Center	921-0237	921-6271
Long Track	84	7041142	Center	921-0237	921-6271
		7041237	Rear	921-0235	921-6270
Sprint	86-90	7041237	Rear	921-0235	921-6270
Sport Touring	04	7041939	Center		921-6501
SS	83-85	7041237	Rear	921-0235	921-6270
SS	86	7041237	Center	921-0235	921-6270
Star	83-90	7041237	Rear	921-0235	921-6270
Star Fire	76	7041142	Center	921-0237	921-6271
Starlite	83-90	7041237	Rear	921-0235	921-6270
Star Trak	87-90	7041142	Center	921-0237	921-6271
		7041237	Rear	921-0235	921-6270
Trail Touring (extra 12)	06	7041485	Center (long)		921-6258
		7041440	Rear (short)		921-6272
Trail Touring Dlx	07	7041639/1939	Center		921-6501
Triumph 600	00	7041639	Center		921-6501
TX	73-77	7041142	Center	921-0237	921-6271
TX	80	7041237	Rear	921-0235	921-6270
TX Starfire	73	7041142	Center	921-0237	921-6271
TX-C, TX-L	79-82	7041237	Rear	921-0235	921-6270
XC 440, 600, 700, RMK	97-98		Center		921-6257
			Rear	921-0235	921-6270
XCF	97-98		Center		921-6257
			Rear	921-0235	921-6270
XCR 440	93-94	7041294	Center	921-0237	921-6271
		7041295	Rear	921-0235	921-6270
XCR 440	96-98		Center		921-6257
			Rear	921-0235	921-6270
XCR 600	94-95	7041142	Center	921-0237	921-6271
		7041237	Rear	921-0235	921-6270
XCR 600 SE	97-98		Center		921-6257
			Rear	921-0235	921-6270
XCR 700	98		Center		921-6257
			Rear	921-0235	921-6270
XLT Special	93	7041281	Center	921-0237	921-6271
		7041283	Rear	921-0235	921-6270
XLT, Touring, SKS	94-95	7041281	Center	921-0237	921-6271
		7041283	Rear	921-0235	921-6270
XLT, RMK, SKS	96-97	7041430	Center		921-6257
		7041438	Rear	921-0235	921-6270

### REAR SLIDE SUSPENSION SHOCKS

Polaris	Year	OEM	Location	Plush Ride Hydraulic	SPX Gas
XLT, SKS	93-95	7041281	Center	921-0237	921-6271
		7041283	Rear	921-0235	921-6270
XLT Classic (extra 12)	98	7041485	Center (long)		921-6258
		7041440	Rear (short)		921-6272
XLT Classic	98-99	7041686	Center		921-6502
XLT Classic Ltd.	98	7041586	Center		921-6502
XLT SP	98-99	7041693	Center		921-6501
XLT Special (extra 12)	95-97	7041485	Center (long)		921-6258
		7041440	Rear (short)		921-6272
XLT Special (extra 10)	98		Rear	921-0235	921-6270
XLT (extra 10)	97		Rear	921-0235	921-6270
XLT Limited (extra 12)	97-98	7041485	Center (long)		921-6258
		7041440	Rear (short)		921-6272
XLT Touring	96-99	7041485	Center (long)		921-6258
		7041440	Rear (short)		921-6272
Ski-Doo	Year	OEM	Location	Plush Ride Hydraulic	SPX Gas
Blizzard	78-84	414.5773.00	Center	921-0231	921-6267
Citation	78-91	414.5773.00	Center	921-0231	921-6267
Elan	74-78	414.1478.00	Center	921-0250	
			Rear	*Gas Pro Rear Shock*	921-0241*
Elite	78-82	414.5773.00	Center	921-0231	921-6267
Everest L.C.	90-93	414.5773.00	Center	921-0231	921-6267
Formula 500, Deluxe	97-98	415.0333.00	Center		921-6264
		414.0405.00	Rear		921-6292
Formula 500 Deluxe	99-00	503.189.173	Center		921-6507
Formula 500 Deluxe	01	503.189.554	Center		921-6506
		503.189.177	Rear		921-6508
Formula 500 Deluxe L/C	99	503.189.173	Center		921-6507
		503.189.172			921-6509
Formula 500 Deluxe L/C	00	503.189.173	Center		921-6507
Formula 583 Deluxe	98-99	415.094.700	Center		921-6507
Formula 600/700	00-01	503.189.178	Center		921-6506
		503.189.177	Rear		921-6508
Formula 600/700/GS/GSE	01	503.189.095	Center		921-6506
		503.189.177	Rear		921-6508
Formula III	95	414.9250.00	Center		921-62652
Formula III 600 ** has adjustable compression dampening	96	414.9250.00	Center		921-62652
		414.9535.00	Rear		921-62681**
Formula III LT	97	415.039.200	Center		921-6507
		415.033.400	Rear		921-6508
Formula III 600/R	97-98	415.033-500	Center		921-6505
		415.101.800	Rear		921-6508
Formula III 600 LT	98	415.102.100	Center		921-6507
Formula III 600	99	503.189.191	Center		921-6505
		415.101.800	Rear		921-6508
Formula III 700	98-99	415.101.700	Center		921-6507
		415.101.900	Rear		921-6509
Formula III 800	99	415.101.700	Center		921-6507
		503.198.207	Rear		921-6509
Formula Mach I, XTC	89-90	414.6739.00	Rear		921-6266
Formula Mach I	91-92	414.8625.00	Center	921-0252	921-6265
		414.7624.00	Rear		921-62661

**REAR SLIDE SUSPENSION SHOCKS**

Ski-Doo	Year	OEM	Location	Plush Ride Hydraulic	SPX Gas
Formula Mach I, XTC, Mach Z ** has adjustable compression dampening	93-94	414.8625.00 414.8686.00	Center Rear	921-0252	921-6265 921-62681**
Formula Mach I, Mach Z ** has adjustable compression dampening	95-96	414.9250.00 414.9535.00	Center Rear (96 only)		921-62652 921-62681**
Formula Mach I	97	414.033.500 414.9540.00	Center Rear		921-6505 921-6293
Formula Mach I/R/Z/ZR	98	415.033.500 415.101.800	Center Rear		921-6505 921-6508
Formula Mach I/R/Z/ZR/MHR	99	415.033.500	Center		921-6505
Formula Mach Z	97-99	415.055.500 415.055.600	Center Rear (97-98 only)		921-6505 921-6508
Formula Mach Z	00	503.188.193	Center		921-6505
Formula Mach Z LT	97	415.039.200	Center		921-6507
Formula Mach Z LT/R	98-99	415.039.200	Center		921-6507
Formula MX, MX LT, Plus, Plus LT	85-89	414.6772.00 414.5653.00	Center Rear	921-0252 921-0252	921-6265 921-6265
Formula MX, XTC, Plus, XTC	90	414.6739.00	Rear		921-6266
Formula MX, MX XTC, Plus, Plus XTC	91	414.6772.00 414.7624.00	Center Rear	921-0252	921-6265 921-62661
Formula MX, XTC, Plus, XTC	92-93	414.8216.00	Rear		921-6268
Formula MX, MX XTC, Plus X, EFI, XTC ** has adjustable compression dampening	92-93	414.6772.00 414.8686.00	Center Rear	921-0252	921-6265 921-62681**
Formula MX ** has adjustable compression dampening	94-95	414.8691.00 414.7676.00	Center Rear	921-0252	921-6265 921-62681**
Formula MXZ ** has adjustable compression dampening	93-95	414.8615.00	Center Rear		921-6265 921-62681**
Formula MXZ 440, 583, 670	96-99	415.0331.00 414.8947.00	Center Rear		921-6505 921-6293
Formula MXZ-F 440	97-98	415.0333.00 414.0405.00	Center Rear		921-6264 921-6292
Formula MXZ 500	98	415.033.100	Center		921-6505
Formula MXZ 600/700	99	503.188.913	Center		921-6505
Formula MXZ Trail 500/600/700	01	503.189.554 503.1891.77	Center Rear		921-6506 921-6508
Formula S, SL, SLS	96-99	414.8664.00 414.9277.00	Center Rear		921-6264 921-6292
Formula SS ** has adjustable compression dampening	95	414.6772.00 414.8432.00	Center Rear		921-6265 921-62681**
Formula STX	96	415.0333.00	Center		921-6264
Formula STX LT	96	415.0333.00 415.0405.00	Center Rear		921-6264 921-6292
Formula ST, STX	94-95	414.6772.00 414.8432.00	Center Rear	921-0252	921-6265 921-62681**
Formula Z ** has adjustable compression dampening	94	414.8691.00 414.8686.00	Center Rear	921-0252	921-6265 921-62681**
Formula Z ** has adjustable compression dampening	95	414.9250.00 414.8686.00	Center Rear		921-62652 921-62681**
Formula Z	96	414.8947.00	Rear		921-6293
Formula Z	97	415.0332.00 414.9540.00	Center Rear		921-6507 921-6293
Formula Z #1	98	414.9758.00	Rear		921-6292
Formula Z #2	98	415.0947.00 415.0949.00	Center Rear		921-6264 921-6293

## REAR SLIDE SUSPENSION SHOCKS

Ski-Doo	Year	OEM	Location	Plush Ride Hydraulic	SPX Gas
Formula Z	99	415.0947.00	Center		921-6264
		415.0949.00	Rear		921-6293
Formula Z 500	99	503.189.173	Center		921-6507
		503.189.172	Rear		921-6509
Formula Z 583	98-99	415.094.700	Center		921-6507
Formula Z 600/700	00	503.189.178	Center		921-6506
		503.189.177	Rear		921-6508
Grand Touring	93	414.8216.00	Rear		921-6268
Grand Touring	93	414.6772.00	Center	921-0252	921-6265
		414.8216.00	Rear		925-6268
Grand Touring XTC, SE, SL	94	414.6772.00	Center	921-0252	921-6265
		414.8432.00	Rear		921-62681**
Grand Touring 500, 583	95-96	415.0392.00	Center		921-6264
		415.0602.00	Rear		921-6292
Grand Touring 500	01	503.189.095	Center		921-6506
Grand Touring 583	97	415.039.200	Center		921-6507
Grand Touring SLE, LE, E	97		Rear		921-6292
Grand Touring 500, 583, 700, SE	98/00	415.0946.00	Center		921-6507
		415.0950.00	Rear		921-6293
Grand Touring 600, 700, 700 GS	01	503.189.095	Center		921-6506
GSX 380/550 Fan	05-06	503.190.317/663	Center		921-6513
GSX 500, 600, 800, SS, HO, SDI	04-07	503.190.317/663	Center		921-6513
GTX 500 SS	04-06	503.190.317/663	Center		921-6513
GTX 600 HO, SDI	04-08	503.190.317/663	Center		921-6513
GTX Sport 600 HO SDI	07-08	503.190.317/663	Center		921-6513
GTX 800 HO LTD	06-07	503.190.317/663	Center		921-6513
Mach Z 1000	05-06	503.190.663	Center		921-6513
Mach Z 1000 Adrenaline	05-07	503.190.317/663	Center		921-6513
Mach Z 1000 X RT	06-07	503.190.317/663	Center		921-6513
MX Z 380 Fan	04-05	503.190.317	Center		921-6513
MX Z 380 Fan	06-07	503.190.663	Center		921-6513
		503.191.222	Rear		921-6514
MX Z 550, 550X, Fan	04-06	503.190.317/663	Center		921-6513
		503.191.222	Rear		921-6514
MX Z 500 Adrenaline HO SDI	04-07	503.190.317/663	Center		921-6513
		503.191.222	Rear		921-6514
MX Z 500 Trail SS	04-06	503.190.317/663	Center		921-6513
		503.191.222	Rear		921-6514
MX Z 600 Adrenaline HO X, Trail, Renegade, SDI	04-06	503.190.317/663	Center		921-6513
		503.191.222	Rear		921-6514
MX Z 600 HO SDI Adrenaline	06-07	503.190.317/663	Center		921-6513
MX Z 800 Adrenaline HO X, Trail, Renegade, SDI	04-06	503.190.317/663	Center		921-6513
		503.191.222	Rear		921-6514
MX Z 1000 Rrenegade X SDI	06-07	503.190.317/663	Center		921-6513
Legend 50/600/700 GS, SE	02	503.190.317/663	Center		921-6513
		503.189.805	Rear		921-6514
Legend 500/600/700 (Sport)	02	503.190.317/663	Center		921-6513
Legend 500/600 & 800 SDI SE	03	503.190.317/663	Center		921-6513
Legend 500 SS, 600 HO SDI & 800 SDI	04	503.190.317/663	Center		921-6513
Legend 700	03-04	503.190.317	Center		921-6513
Nordik	81-83	414.5773.00	Center	921-0231	921-6267
Olympique	74-79	414.5773.00	Center	921-0231	921-6267
RV 340	77-78	414.5773.00	Center	921-0231	921-6267


## REAR SLIDE SUSPENSION SHOCKS

Ski-Doo	Year	OEM	Location	Plush Ride Hydraulic	SPX Gas
Safari 377, 447, 503	84-88	414.5773.00	Center	921-0231	921-6267
Safari Deluxe, L, Rally	93-94	414.7085.00	Rear	921-0252	921-6265
Safari GLX, L, LC, LCE, LE, LX, LXE	91-92	414.7023.00	Rear	921-0252	921-6265
Safari Scout	89-92	414.5087.00	Center	921-0231	921-6267
Skandic	82-87	414.5773.00	Center	921-0231	921-6267
Skandic 380, 500	95-96	414.9277.00	Rear		921-6292
Skandic II 377, 377R, 503R, 503R SLT	92-93	414.7023.00	Rear	921-0252	921-6265
SS 25	84	414.5773.00	Center	921-0231	921-6267
Summit 470, 583, 670	94	414.8691.00	Center		921-6265
Summit 500, 583, 670	96-99	503.1889.14 503.1391.82	Center Rear		921-6264 921-6292
Summit 550 Fan	05-06	503.190.661	Center		921-6514
TNT	74-78	414.5773.00	Center	921-0231	921-6267
Touring (all)	95-98	415.0333.00	Center		921-6264
Touring SL/SLE	99	414.9277.00 503.188.906	Rear Center		921-6292 921-6507
Touring 500 L/C	00	415.094.600	Center		921-6507
Tundra, LT	84-92	414.5773.00	Center	921-0231	921-6267
Yamaha	Year	OEM	Location	Plush Ride Hydraulic	SPX Gas
Bravo BR 250	82-94	8R4.47480.00	Rear		921-6281
Bravo BR 250T	85-03	8E7.47480.00	Rear		921-6280
Bravo BR 250TS	84-97	8H9.47480.00	Rear		921-6280
Enticer 250	71-81	8F3.47480.00	Rear		921-6280
Enticer 300	79-84	80L.47481.00 8H9.47480.00	Center Rear	921-0242	921-6280
Enticer 340	78-88	8E7.47480.00	Rear		921-6280
Enticer	85-88	8Y3.47481.00	Center	921-0242	
Enticer 400	89-91	80L.47481.00 8E7.47480.00	Center Rear	921-0242	921-6280
Enticer II, ET410 TR	92-01	89X.47480.00	Rear		921-6283
Excel III	82-84	8H9.47480.00	Rear		921-6280
Excel III	85-88	8Y3.47481.00	Center	921-0242	
Exciter	77-81	8E7.47480.00	Rear		921-6280
Exciter, EX 570	89-90	86M.47480	Rear		921-6285
GP 440	78	8E7.47480.00	Rear		921-6280
GS 340	78-79	8E7.47480.00	Rear		921-6280
Mountain Lite 500	00	8E7.47480.00	Rear		921-6280
Mountain Max 600, 700	97-99	8CX-47481-00	Center		921-6287
Ovation 340E, CS	91-00	85L47481.00 885.4748	Center Rear	921-0242	921-6283
Phazer	84-89	80L.47481.00 80L.47480.00	Center Rear	921-0242 921-0243	921-6282
Phazer II, Mountain Lite 480	90-99	87F.47481.00 88T.47480.00	Center Rear		921-62632 921-6283
SRV 540	83-91	8Y0.47480.00	Rear		921-6284
SRX	83-91	8H9.47480.00	Rear		921-6280
SRX 600, 700, Mountain	98-99	8CX-47481-00	Center		921-6287
Venture 480	91-96	87F-47481.00 88T.47480.00	Center Rear		921-62632 921-6283
Venture 480, GT, TF, XL	91-98	88X.47481.00 88T.47480.00	Center Rear		921-62632 921-6283
Venture 480 TF	99-01	88T.47480.00	Rear		921-6283

### REAR SLIDE SUSPENSION SHOCKS


Yamaha	Year	OEM	Location	Plush Ride Hydraulic	SPX Gas
Venture 500, 600, 700	97-01	8CW.47480.00	Rear		921-6288
Venture 600, 700	02-04	8CW.47480.00	Rear		921-6288
VK 540, E	89-97	8AT.47480.00	Rear		921-6283
V-Max 500	94-96	8AB.47480.00	Rear		921-6284
V-Max 500	97-98	8CX-47481-00	Center		921-6287
		8CW.47480.00	Rear		921-6288
V-Max 540	83-91	8Y0.47480.00	Rear		921-6284
V-Max 600	94-96	8AB.47480.00	Rear		921-6284
V-Max 600, 700, XT, XTC. XTC DLX	97-99	8CX-47481-00	Center		921-6287
		8CW.47480.00	Rear		921-6288
V-Max 4	92-97	8AB.47480	Rear		921-6284
XL 540	85-90	80L.47481.00	Center	921-0242	
XL 540	85-91	80L.47480.00	Rear	921-0243	

REAR SLIDE SUSPENSION SHOCKS



Open Length	Closed Length	Top Eye Diameter	Bottom Eye Diameter
11"	7-7/8"	.385"	.385"

921-6257




Open Length	Closed Length	Top Eye Diameter	Bottom Eye Diameter
11-3/8"	7-5/8"	5/8"	5/8"

921-6259




Open Length	Closed Length	Top Eye Diameter	Bottom Eye Diameter
14-3/8"	10"	9/16"	9/16"

921-6260




Open Length	Closed Length	Top Eye Diameter	Bottom Eye Diameter
14-7/8"	9-5/8"	.400"	.400"

SPI 921-6261




Open Length	Closed Length	Top Eye Diameter	Bottom Eye Diameter
14-3/4"	9-3/4"	5/8"	3/8"

SPI 921-62611




Open Length	Closed Length	Top Eye Diameter	Bottom Eye Diameter
16-1/4"	10"	.400"	.400"

921-6262




Open Length	Closed Length	Top Eye Diameter	Bottom Eye Diameter
16-1/4"	10"	.625"	.750"

921-62621




Open Length	Closed Length	Top Eye Diameter	Bottom Eye Diameter
10"	7"	16mm	16mm

921-6263




Open Length	Closed Length	Top Eye Diameter	Bottom Eye Diameter
9-3/4"	7-1/4"	16mm	25mm

921-62632




Open Length	Closed Length	Top Eye Diameter	Bottom Eye Diameter
13-1/4"	8-3/4"	8mm	8mm

921-6264




Open Length	Closed Length	Top Eye Diameter	Bottom Eye Diameter
13"	8-7/8"	25.7mm	25.7mm

921-6265




Open Length	Closed Length	Top Eye Diameter	Bottom Eye Diameter
13"	8-3/4"	3/8"	3/8"

921-62651




Open Length	Closed Length	Top Eye Diameter	Bottom Eye Diameter
12-1/2"	9"	25.6mm	25.6mm

921-62652




Open Length	Closed Length	Top Eye Diameter	Bottom Eye Diameter
14-1/4"	11-1/4"	25.7mm	25.7mm

921-6266




Open Length	Closed Length	Top Eye Diameter	Bottom Eye Diameter
14-1/4"	11-1/4"	25.7mm	25.7mm

921-62661




Open Length	Closed Length	Top Eye Diameter	Bottom Eye Diameter
7-3/4"	6"	7/16"	13/16"

921-6267




Open Length	Closed Length	Top Eye Diameter	Bottom Eye Diameter
15-1/4"	11-1/8"	1"	1"

921-6268




Open Length	Closed Length	Top Eye Diameter	Bottom Eye Diameter
13.7"	10.3"	25.7mm	25.7mm

921-62681




Open Length	Closed Length	Top Eye Diameter	Bottom Eye Diameter
13-1/2"	9-1/8"	7/8"	3/8"

921-6269



Open Length	Closed Length	Top Eye Diameter	Bottom Eye Diameter
15"	9-1/2"	5/8"	3/8"


921-6270



Open Length	Closed Length	Top Eye Diameter	Bottom Eye Diameter
10-1/4"	7-1/8"	3/8"	3/8"


921-6271

**REAR SLIDE SUSPENSION SHOCKS**




Open Length	Closed Length	Top Eye Diameter	Bottom Eye Diameter
12-1/4"	8-1/4"	.382"	.382"

921-6272




Open Length	Closed Length	Top Eye Diameter	Bottom Eye Diameter
14-1/16"	10-1/8"	12mm	12mm

921-6280




Open Length	Closed Length	Top Eye Diameter	Bottom Eye Diameter
13"	9-1/4"	11/16"	15/32"

921-6281




Open Length	Closed Length	Top Eye Diameter	Bottom Eye Diameter
15-5/8"	10-1/8"	20mm	25mm

921-6282




Open Length	Closed Length	Top Eye Diameter	Bottom Eye Diameter
16"	10-1/4"	16mm	25mm

921-6283




Open Length	Closed Length	Top Eye Diameter	Bottom Eye Diameter
14-1/2"	10"	20mm	20mm

921-6284




Open Length	Closed Length	Top Eye Diameter	Bottom Eye Diameter
12-3/4"	8-3/4"	16mm	16mm

921-6285




Open Length	Closed Length	Top Eye Diameter	Bottom Eye Diameter
13-7/8"	9"	20mm	20mm

921-6286




Open Length	Closed Length	Top Eye Diameter	Bottom Eye Diameter
12-7/8"	9-5/8"	20mm	20mm

921-6287




Open Length	Closed Length	Top Eye Diameter	Bottom Eye Diameter
18-1/4"	12-1/2"	20mm	20mm

921-6288




Open Length	Closed Length	Top Eye Diameter	Bottom Eye Diameter
21-1/4"	12-7/8"	8mm	8mm

921-6292




Open Length	Closed Length	Top Eye Diameter	Bottom Eye Diameter
16-7/8"	11-1/2"	18mm	18mm

921-6293




Open Length	Closed Length	Top Eye Diameter	Bottom Eye Diameter
12-1/4"	8-1/2"	10mm	10mm

921-6500




Open Length	Closed Length	Top Eye Diameter	Bottom Eye Diameter
11"	8"	10mm	10mm

921-6501




Open Length	Closed Length	Top Eye Diameter	Bottom Eye Diameter
18"	12"	10mm	10mm

921-6502




Open Length	Closed Length	Top Eye Diameter	Bottom Eye Diameter
14-1/2"	9-1/2"	16mm	10mm

921-6503




Open Length	Closed Length	Top Eye Diameter	Bottom Eye Diameter
13-5/8"	9-1/4"	18mm	18mm

921-6505




Open Length	Closed Length	Top Eye Diameter	Bottom Eye Diameter
12-3/4"	8-1/2"	20mm	24mm

921-6506




Open Length	Closed Length	Top Eye Diameter	Bottom Eye Diameter
14"	9-1/4"	8mm	8mm

921-6507




Open Length	Closed Length	Top Eye Diameter	Bottom Eye Diameter
17-1/8"	11-1/4"	8mm	8mm

921-6508




Open Length	Closed Length	Top Eye Diameter	Bottom Eye Diameter
17-5/8"	11-3/4"	8mm	8mm

921-6509




Open Length	Closed Length	Top Eye Diameter	Bottom Eye Diameter
11-1/4"	8"	16mm	16mm

921-6510



Open Length	Closed Length	Top Eye Diameter	Bottom Eye Diameter
11-1/4"	8"	16mm	16mm

921-6511



Open Length	Closed Length	Top Eye Diameter	Bottom Eye Diameter
16-1/4"	10-3/4"	15mm	15mm

921-6512